


Homework Package

Week Six
Grade 1

Name _____ Date _____



Morning Work - Monday

Name _____

Date _____

For each question, indicate the correct answer. If you are able to print this paper you can circle the answer. If you are unable to print this paper you can write your answers on a separate paper.

1. Syllable



world


1

2

3

4

2. Rhyming



bee




1



2



3




4

3. Beginning sound




cat



1



2



3



4

4. End sound




tomato




1



2



3



4

5. Number of sound



Turtle
(t/ur/t/l)

3

4

5

6

7

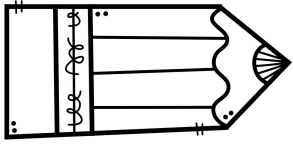
Morning Work - Tuesday

Name _____

Date _____

For each question, indicate the correct answer. If you are able to print this paper you can circle the answer. If you are unable to print this paper you can write your answers on a separate paper.

1. Syllable



pencil


1

2

3

4

2. Rhyming



cap




1



2




3




4

3. Beginning sound



elephant



1



2



3



4

4. End sound



car



1



2




3



4

5. Number of sound



spider
(s/p/i/d/r)

3

4

5

6

7

Morning Work - Wednesday

Name _____

Date _____

For each question, indicate the correct answer. If you are able to print this paper you can circle the answer. If you are unable to print this paper you can write your answers on a separate paper.

1. Syllable



alien

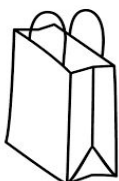
1

2

3

4

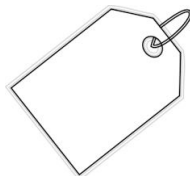
2. Rhyming



bag



1



2



3




4

3. Beginning sound



jam



1



2



3



4

4. End sound



key




1



2



3



4

5. Number of sound



elephant
(e/l/e/f/a/n/t)

3

4

5

6

7

Morning Work - Thursday

Name _____

Date _____

For each question, indicate the correct answer. If you are able to print this paper you can circle the answer. If you are unable to print this paper you can write your answers on a separate paper.

1. Syllable



binoculars


1

2

3

4

2. Rhyming



duck




1



2

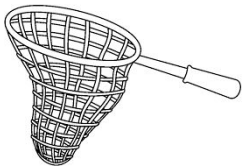


3




4

3. Beginning sound



net




1



2



3



4

4. End sound



splash




1



2



3



4

5. Number of sound



play
(p/l/ay)

3

4

5

6

7

Morning Work - Friday

Name _____

Date _____

For each question, indicate the correct answer. If you are able to print this paper you can circle the answer. If you are unable to print this paper you can write your answers on a separate paper.

1. Syllable



caterpillar


1

2

3

4

2. Rhyming



fin



1



2




3




4

3. Beginning sound



under




1



2



3



4

4. End sound



bird



1



2



3



4

5. Number of sound



snack
(s/n/a/ck)

3

4

5

6

7

1:45

$l \times w \times h$




1 ft 6 in

360°

Name: _____

Number of the day



Find and color the number on the 100 chart.

1	2	3	4	5	6	7	8	9	10
11	12	13	14	15	16	17	18	19	20
21	22	23	24	25	26	27	28	29	30
31	32	33	34	35	36	37	38	39	40
41	42	43	44	45	46	47	48	49	50
51	52	53	54	55	56	57	58	59	60
61	62	63	64	65	66	67	68	69	70
71	72	73	74	75	76	77	78	79	80
81	82	83	84	85	86	87	88	89	90
91	92	93	94	95	96	97	98	99	100

Solve it.

1 more

1 less

10 more

10 less

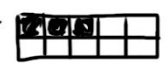
Color to show the number.

<input type="checkbox"/>	<input type="checkbox"/>	<input type="checkbox"/>	<input type="checkbox"/>	<input type="checkbox"/>	<input type="checkbox"/>	<input type="checkbox"/>	<input type="checkbox"/>	<input type="checkbox"/>	<input type="checkbox"/>
<input type="checkbox"/>	<input type="checkbox"/>	<input type="checkbox"/>	<input type="checkbox"/>	<input type="checkbox"/>	<input type="checkbox"/>	<input type="checkbox"/>	<input type="checkbox"/>	<input type="checkbox"/>	<input type="checkbox"/>
<input type="checkbox"/>	<input type="checkbox"/>	<input type="checkbox"/>	<input type="checkbox"/>	<input type="checkbox"/>	<input type="checkbox"/>	<input type="checkbox"/>	<input type="checkbox"/>	<input type="checkbox"/>	<input type="checkbox"/>

<input type="checkbox"/>	<input type="checkbox"/>	<input type="checkbox"/>
<input type="checkbox"/>	<input type="checkbox"/>	<input type="checkbox"/>
<input type="checkbox"/>	<input type="checkbox"/>	<input type="checkbox"/>

Write the number in words.

1:30 PM



$\frac{1}{2} = \frac{1}{2}$

$4 \times 5 = 20$

$3 \sqrt{15}$

5.26

360°

1.65

$2 \frac{1}{3} > 2 \frac{1}{5}$

$A^2 + B^2 = C^2$

$4 \div 2 = 2$



$3 + 2 = 5$

Addition using pictures



Name: _____

Date: _____



Count the butterfly's spots to solve the problem.



$$7 + 5 = 12$$





$$+ =$$





+

=





+

=




+

=





+

=



+

=



+




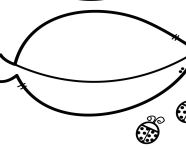

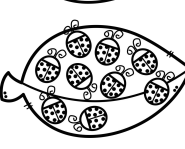

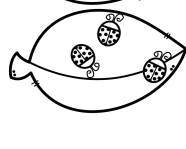

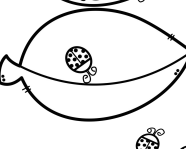

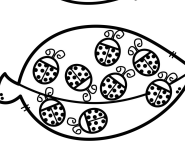

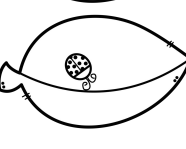

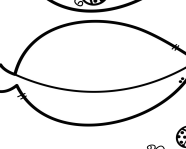

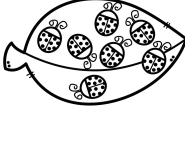

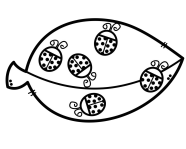

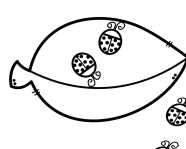

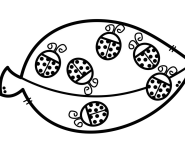
=

Subtraction using pictures


Name: _____

Date: _____

Count the ladybugs to solve the problem.

  12 - 4 = 8	  4 = 8	  4 - 4 = <input type="text"/>
  4 - 2 = <input type="text"/>	  4 - 2 = <input type="text"/>	  4 - 2 = <input type="text"/>
  4 - 1 = <input type="text"/>	  4 - 1 = <input type="text"/>	  4 - 1 = <input type="text"/>
  4 - 3 = <input type="text"/>	  4 - 3 = <input type="text"/>	  4 - 3 = <input type="text"/>

Journal




On the eagle cam I saw _____

All About My Mom

Name: _____

Date: _____



My favourite things to do with my mom is _____

My mom teaches me _____


My mom laughs when _____

I love my mom because _____

All About My Grandma

Name: _____

Date: _____



My favourite things to do with my grandma is _____

My grandma teaches me _____


My grandma laughs when _____

I love my grandma because _____

All About My Aunt

Name: _____

Date: _____




My favourite things to do with my aunt is _____

My aunt teaches me _____

My aunt laughs when _____

I love my aunt because _____



Happy Mothers Day

I made you this
flower with my fingers
and my thumb so you
will have these
memories for all the
years to come.

Love: _____

2020



Materials:

Paint
Markers

Instructions:

- Using
paint or
markers,
colour your
child's
thumb and
fingers.

- Have them
create a
picture of a
flower using
their finger
and thumb
prints.




Happy Grandmothers Day

I made you this
flower with my
fingers and my thumb
so you will have
these memories for
all the years to come.

Love: _____

2020

Spring Picture Prompt




Name: _____


Date: _____

Use the pictures below to help you write a story.


flower



bird



bird house



nest with eggs



Four sets of primary writing lines, each consisting of a solid top line, a dashed middle line, and a solid bottom line.

I used capital letters.

I used finger spaces.

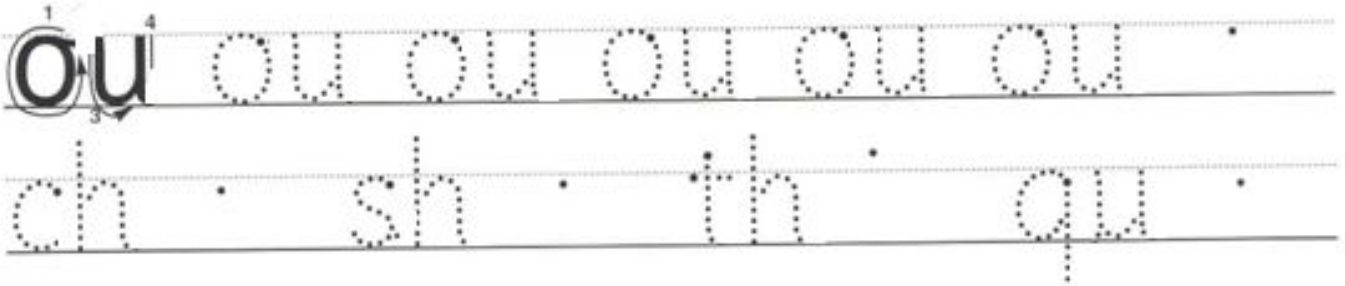

I used punctuation

ou



ACTION

Pretend your finger is a needle and prick your thumb, saying *ou*, *ou*.



cloud

proud

shout

mouth

Three of these pictures have an /ou/ sound in them. Cross out the one that does not.

