


Easter Pack

Grade 1

Name _____


Date _____



Name _____

Label the Bunny

Write the correct word in each box.




ears	nose	feet
legs	eyes	tail

Name _____

Addition

Directions: Solve each problem.



$$\begin{array}{r} 5 \\ + 2 \\ \hline \end{array}$$

$$\begin{array}{r} 6 \\ + 4 \\ \hline \end{array}$$

$$\begin{array}{r} 7 \\ + 5 \\ \hline \end{array}$$

$$\begin{array}{r} 9 \\ + 3 \\ \hline \end{array}$$

$$\begin{array}{r} 7 \\ + 6 \\ \hline \end{array}$$

$$\begin{array}{r} 8 \\ + 3 \\ \hline \end{array}$$

$$\begin{array}{r} 4 \\ + 4 \\ \hline \end{array}$$

$$\begin{array}{r} 5 \\ + 2 \\ \hline \end{array}$$

$$\begin{array}{r} 6 \\ + 3 \\ \hline \end{array}$$

$$\begin{array}{r} 4 \\ + 1 \\ \hline \end{array}$$



Listen and Do!

Easter Bunny

Instructions


1. Using your favourite colour, write your name *between* the two Easter Eggs.
2. Draw a sun at the *top* of the page using a yellow pencil.
3. Color in the bow on the stripy Easter Egg red.
4. Color in the stripes on the Easter Egg yellow and green.
5. Draw a tree *above* the spotty Easter Egg using a brown and green pencil.
6. Draw a blue circle *between* the tree and the Easter Bunny.
7. Draw a red square *above* the Easter Bunny's head.
8. Draw an orange bird *below* the sun.
9. Draw two Easter Eggs *next to* the spotty Easter Egg using colours of your choice.
10. Draw a rectangle *around* your name using a black pencil.




Concepts

between, top, above, below, next to, around

Colours

Shapes – circle, square & rectangle





Name: _____

Easter Addition

Directions: Solve each problem. Color the picture.

$$\begin{array}{r} 8 \\ + 4 \\ \hline \end{array} \quad \begin{array}{r} 6 \\ + 7 \\ \hline \end{array}$$

$$\begin{array}{r} 7 \\ + 9 \\ \hline \end{array} \quad \begin{array}{r} 3 \\ + 5 \\ \hline \end{array} \quad \begin{array}{r} 9 \\ + 4 \\ \hline \end{array} \quad \begin{array}{r} 6 \\ + 3 \\ \hline \end{array} \quad \begin{array}{r} 5 \\ + 7 \\ \hline \end{array}$$

$$4 + \underline{\quad} = 12 \quad 6 + \underline{\quad} = 14$$

$$\begin{array}{r} 7 \\ + 6 \\ \hline \end{array} \quad \begin{array}{r} 2 \\ + 9 \\ \hline \end{array}$$

Name _____

BUNNY

Comprehension

Read the story and answer the questions.

I see a bunny.

He has a basket.

The basket has eggs.

I see 5 eggs.

Do you see eggs?

1. What do you see?

2. What is in the basket?

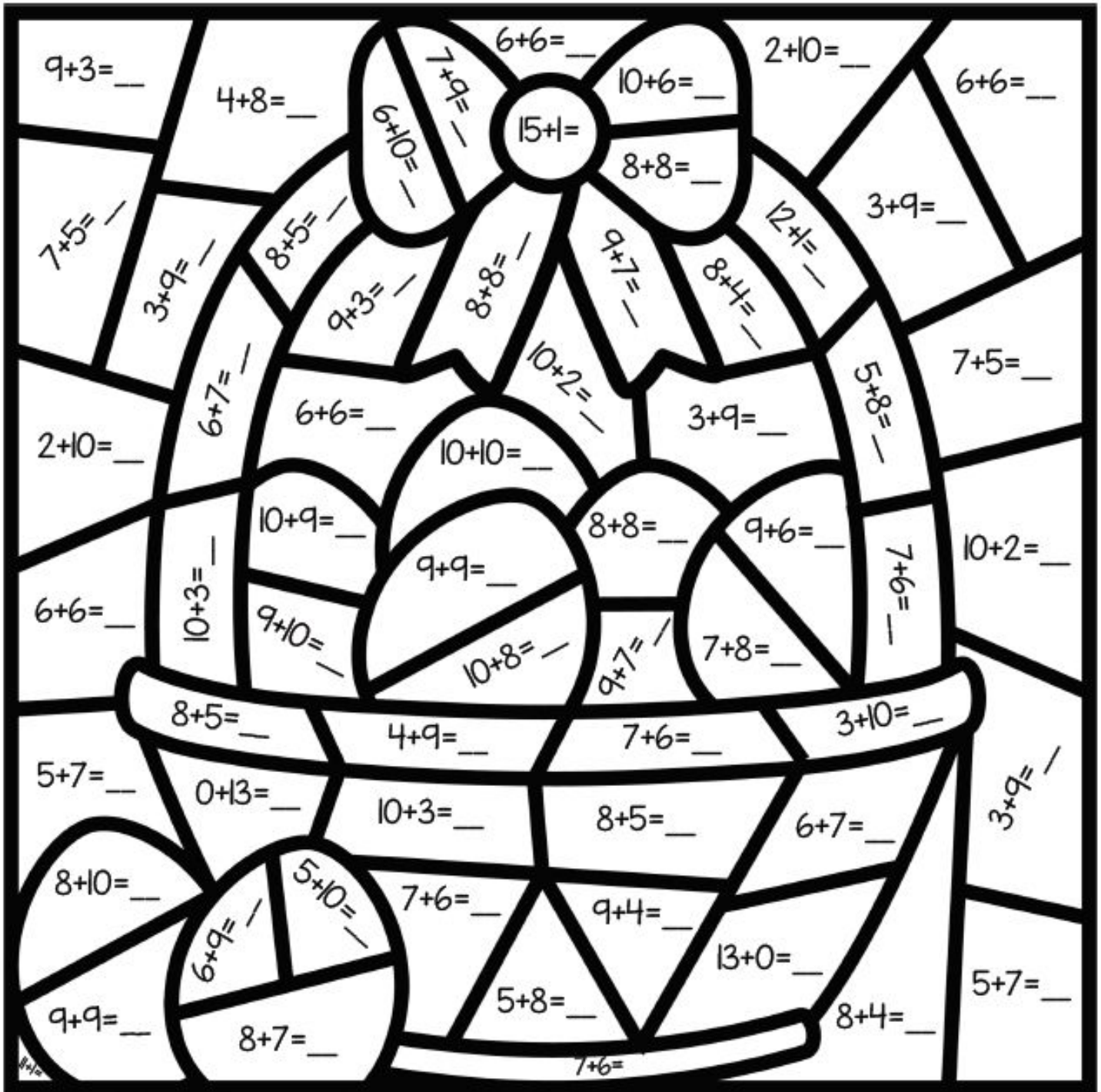
3. How many eggs are there?



Name: _____

addition to 20

Solve the math facts. Color by sum!



12	blue
13	brown

15	green
16	pink

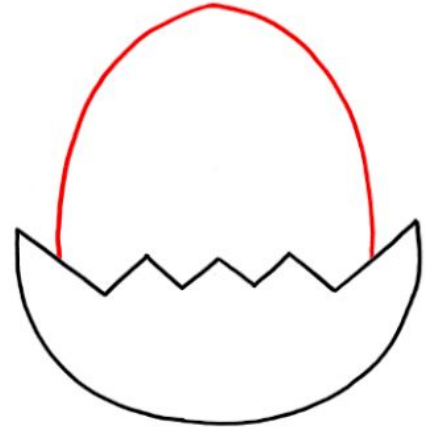
18	purple
19	yellow

20	orange

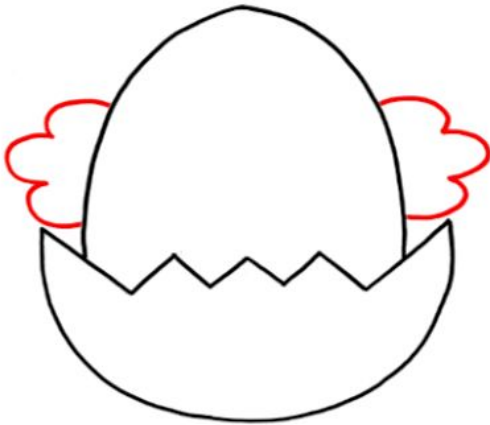
1




2




3




4



5



6



Name _____ Date _____

