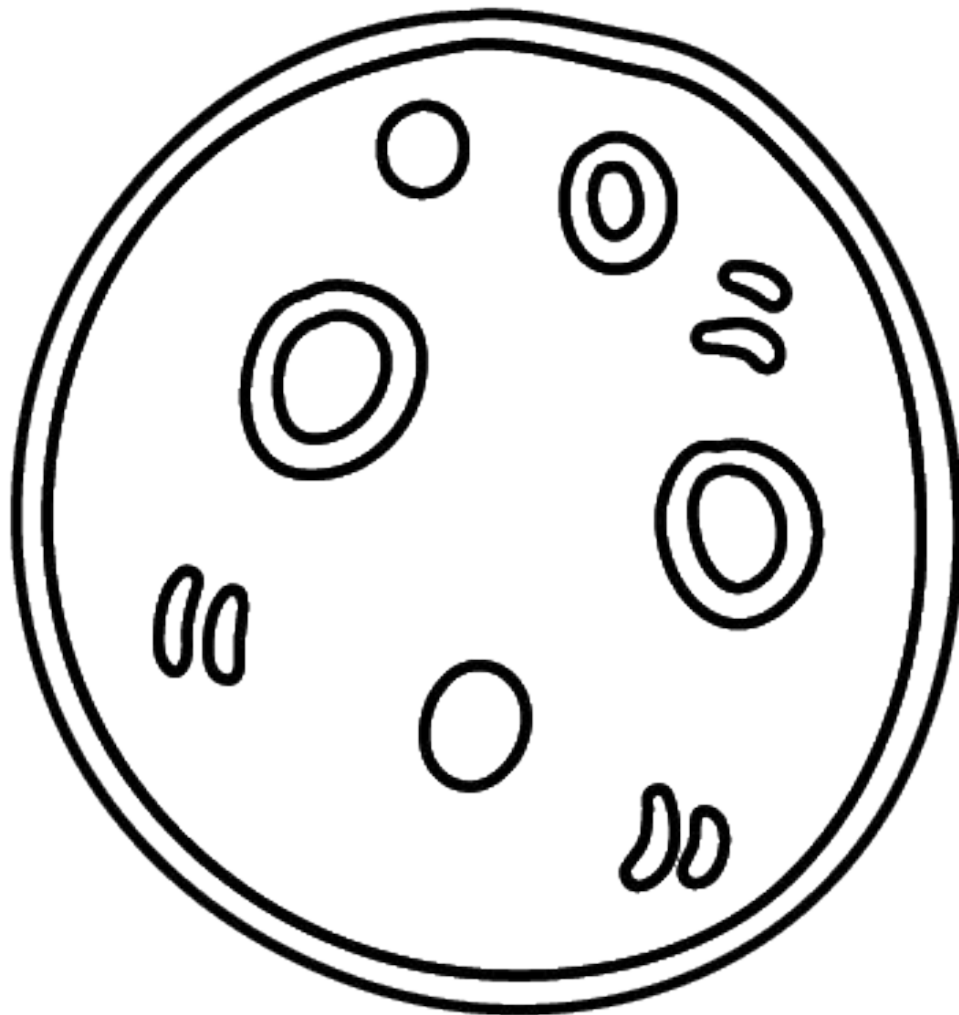


Homework Package

Week Eleven
Grade One

Name _____ Date _____



Morning Work - Monday

Name _____

Date _____

For each question, indicate the correct answer. If you are able to print this paper you can circle the answer. If you are unable to print this paper you can write your answers on a separate paper.

1. Syllable



macaroni

1


2

3


4

5


2. Rhyming



scary



1



2



3



4

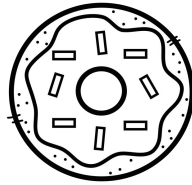
3. Beginning sound



skunk



1



2



3



4

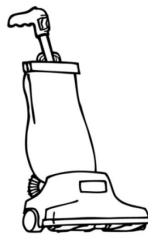
4. End sound



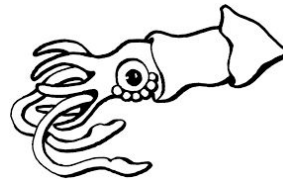
jump



1



2



3



4

5. Number of sound

stop
(s/t/o/p)



2

3

4

5

6


Morning Work - Tuesday

Name _____

Date _____

For each question, indicate the correct answer. If you are able to print this paper you can circle the answer. If you are unable to print this paper you can write your answers on a separate paper.

1. Syllable



chalkboard

1

2

3


4

5

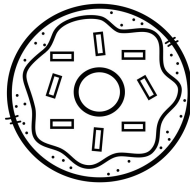
2. Rhyming



bunny



1



2

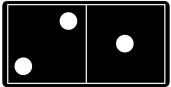


3



4


3. Beginning sound



domino



1



2



3




4


4. End sound




wand



1



2




3



4

5. Number of sound

pig
(P/i/g)



2

3

4

5

6

Morning Work - Wednesday

Name _____

Date _____

For each question, indicate the correct answer. If you are able to print this paper you can circle the answer. If you are unable to print this paper you can write your answers on a separate paper.

1. Syllable



1

2

3

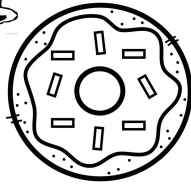
4

5

2. Rhyming



chip



1



2



3



4


3. Beginning sound




house



1



2



3




4


4. End sound




bus




1



2



3



4

5. Number of sound

tea
(t/e)



2

3

4

5

6


Morning Work - Thursday

Name _____

Date _____

For each question, indicate the correct answer. If you are able to print this paper you can circle the answer. If you are unable to print this paper you can write your answers on a separate paper.

1. Syllable



brachiosaurus

1

2

3

4

5

2. Rhyming



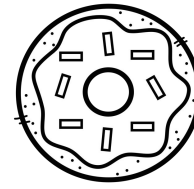
perfume



1



2




3



4

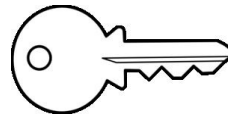
3. Beginning sound



kangaroo




1



2



3




4

4. End sound




pear




1



2



3



4

5. Number of sound

sprint
(s/p/r/i/n/t)



2

3

4

5

6


Morning Work - Friday

Name _____

Date _____

For each question, indicate the correct answer. If you are able to print this paper you can circle the answer. If you are unable to print this paper you can write your answers on a separate paper.

1. Syllable



bicycle

1

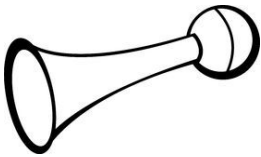
2

3

4

5

2. Rhyming



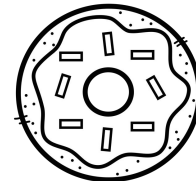
horn




1



2



3



4


3. Beginning sound



shoe




1



2

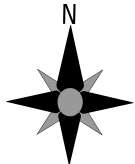


3




4

4. End sound



north




1



2




3



4

5. Number of sound

dream
(d/r/ea/m)



2

3

4


5

6

1:45 ~ $l \times w \times h$ ~  ~ 1 ft 6 in ~ 360°

Name: _____

Number of the day



Find and color the number on the 100 chart.

1	2	3	4	5	6	7	8	9	10
11	12	13	14	15	16	17	18	19	20
21	22	23	24	25	26	27	28	29	30
31	32	33	34	35	36	37	38	39	40
41	42	43	44	45	46	47	48	49	50
51	52	53	54	55	56	57	58	59	60
61	62	63	64	65	66	67	68	69	70
71	72	73	74	75	76	77	78	79	80
81	82	83	84	85	86	87	89	89	90
91	92	93	94	95	96	97	98	99	100

Solve it.

1 more

1 less

10 more

10 less

Color to show the number.

10	10	10	10	10	10	10	10	10	10
10	10	10	10	10	10	10	10	10	10
10	10	10	10	10	10	10	10	10	10
10	10	10	10	10	10	10	10	10	10
10	10	10	10	10	10	10	10	10	10
10	10	10	10	10	10	10	10	10	10
10	10	10	10	10	10	10	10	10	10
10	10	10	10	10	10	10	10	10	10
10	10	10	10	10	10	10	10	10	10
10	10	10	10	10	10	10	10	10	10

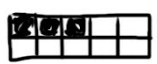
10	10	10
10	10	10
10	10	10

Write the number in words.

$1:45$
 $2 = \frac{1}{2}$
 $4 \times 5 = 20$
 $3 \sqrt{15}$
 5.26
 360°

1.65
 $2 \frac{1}{3} > 2 \frac{1}{5}$
 $2 \frac{1}{3} + 2 \frac{1}{5}$
 $A^2 + B^2 = C^2$
 $4 \div 2 = 2$
 $3 + 2 = 5$



1:30 PM



How Much Money is in my Piggy Bank?



Name: _____

Date: _____





Total: _____

Total: _____



Total: _____

Total: _____



Total: _____

Total: _____



Shopping for toys

Name: _____

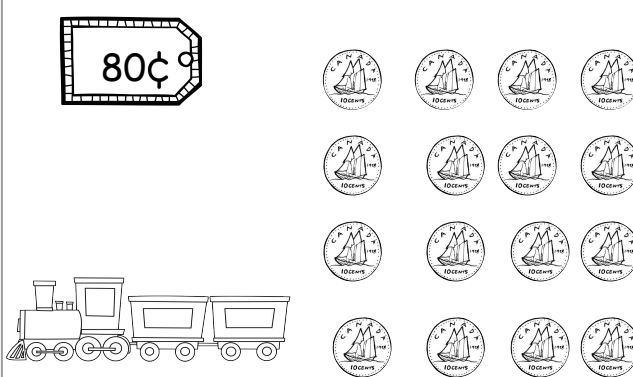
Date: _____

Colour the amount of coins needed to buy each toy.

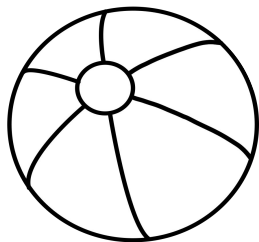
\$4




80¢




50¢




\$8



35¢



40¢







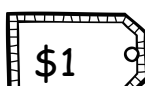










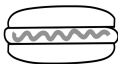





How much does lunch cost?


Name: _____






Date: _____

You own your own restaurant! Using the prices at the top, add up the cost of each customer's lunch order.









				
				
				
				
				




	+	<input type="text"/>
	+	<input type="text"/>
	+	<input type="text"/>
	+	<input type="text"/>
	+	<input type="text"/>
	=	<input type="text"/>






Total: \$ _____



	+	<input type="text"/>
	+	<input type="text"/>
	+	<input type="text"/>
	+	<input type="text"/>
	+	<input type="text"/>
	=	<input type="text"/>


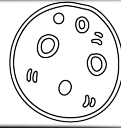
Total: \$ _____



	+	<input type="text"/>
	+	<input type="text"/>
	+	<input type="text"/>
	+	<input type="text"/>
	+	<input type="text"/>
	=	<input type="text"/>

Total: \$ _____

Journal



If I were traveling to the moon I would bring _____



Taan's Moons Seasons Think Sheet

Name: _____

Date: _____

Draw a picture and write a few words that make you think of each season.

Summer

Fall

Winter

Spring



My Moon

Name: _____ Date: _____

Using your Taan's Moons Season Think Sheet, pick one season to design a moon around. Use the words from your think sheet to help you name your moon. Think back to the Taan's Moon story and how the names of the moon are connected to the land.

My Moon's name is _____

The moon is designed after the _____ season.

