


Homework Package

Week Eight
Kindergarten

Name _____ Date _____




Morning Work - Monday

Name _____

Date _____

For each question, indicate the correct answer. If you are able to print this paper you can circle the answer. If you are unable to print this paper you can write your answers on a separate paper.

1. Syllable



alligator

1

2

3


4

5


2. Rhyming



putt



1



2




3




4


3. Beginning sound



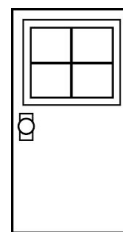
dice



1



2



3



4

4. End sound




tooth



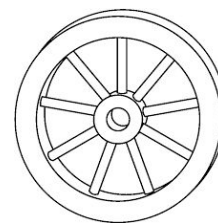
1



2



3



4

5. Number of sound



good
(g/oo/d)

3

4

5

6

7


Morning Work - Tuesday

Name _____

Date _____

For each question, indicate the correct answer. If you are able to print this paper you can circle the answer. If you are unable to print this paper you can write your answers on a separate paper.

1. Syllable



elephant

1

2

3

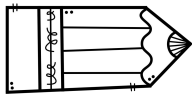
4

5

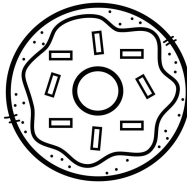
2. Rhyming



stencil



1



2



3




4


3. Beginning sound




octopus



1



2




3



4

4. End sound



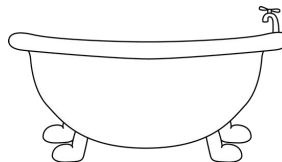
bike



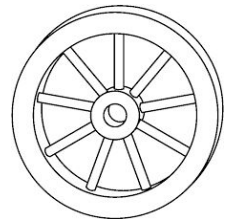
1



2



3



4

5. Number of sound



beach
(b/ea/ch)

3

4

5

6

7


Morning Work - Wednesday

Name _____

Date _____

For each question, indicate the correct answer. If you are able to print this paper you can circle the answer. If you are unable to print this paper you can write your answers on a separate paper.

1. Syllable



card

1


2

3

4

5


2. Rhyming




moon




1



2



3



4


3. Beginning sound



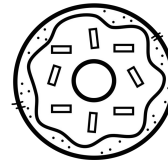
Vacuum



1



2

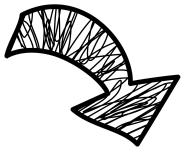


3




4

4. End sound



arrow



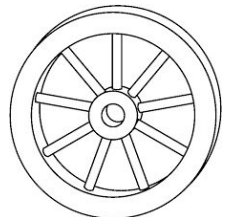
1



2



3



4

5. Number of sound



globe
(g/l/oa/b)

3

4

5

6

7

Morning Work - Thursday

Name _____

Date _____

For each question, indicate the correct answer. If you are able to print this paper you can circle the answer. If you are unable to print this paper you can write your answers on a separate paper.

1. Syllable



cupcake

1


2

3

4

5

2. Rhyming




flower



1



2




3




4

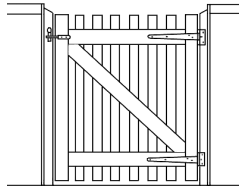
3. Beginning sound



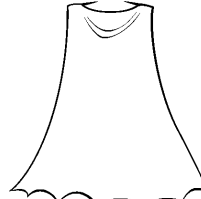
grape




1



2

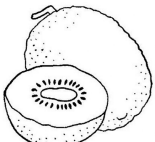


3



4

4. End sound



kiwi



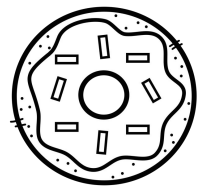
1



2



3



4

5. Number of sound



dishes
(d/i/sh/e/z)

3

4

5

6

7


Morning Work - Friday

Name _____

Date _____

For each question, indicate the correct answer. If you are able to print this paper you can circle the answer. If you are unable to print this paper you can write your answers on a separate paper.

1. Syllable



hippopotamus

1

2

3


4

5


2. Rhyming




goodbye




1



2




3




4

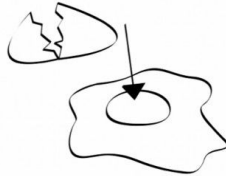
3. Beginning sound



yard




1



2



3



4

4. End sound



wrench



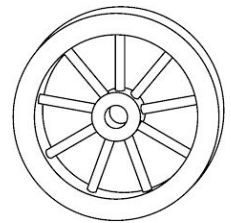
1



2



3



4

5. Number of sound



recess

(r/e/s/e/s)

3

4

5

6

7

1:45

$l \times w \times h$



1 ft 6 in

365°

Number of the Day!

Eg: # 17

17 is more than 12.

17 is less than 18.

17 is the same as 10 and 7.

17 is too many hats for my head.

17 is too few cookies.

17 is just enough friends.



_____ is more than _____

_____ is less than _____

_____ is the same as _____

_____ is too many _____

_____ is too few _____

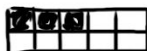
_____ is just enough _____

_____ people could _____

\$ _____ is just enough for _____

\$ _____ is not enough for _____

1:30 PM





Adding Doubles



Name: _____

Date: _____

Add the doubles by counting the dots on the butterfly's wings.




$$\underline{\quad} + \underline{\quad} =$$



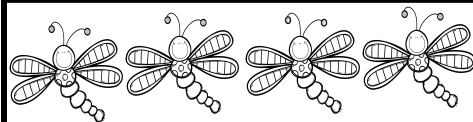
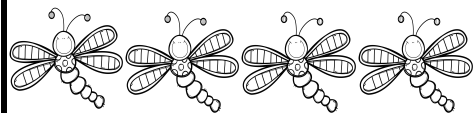
$$\underline{\quad} + \underline{\quad} =$$



$$\underline{\quad} + \underline{\quad} =$$



$$\underline{\quad} + \underline{\quad} =$$




$$\underline{\quad} + \underline{\quad} =$$

Adding Doubles


Name: _____

Date: _____


Add the doubles by counting the dots on the butterfly's wings.




$$\underline{\quad} + \underline{\quad} =$$




$$\underline{\quad} + \underline{\quad} =$$



$$\underline{\quad} + \underline{\quad} =$$





$$\underline{\quad} + \underline{\quad} =$$



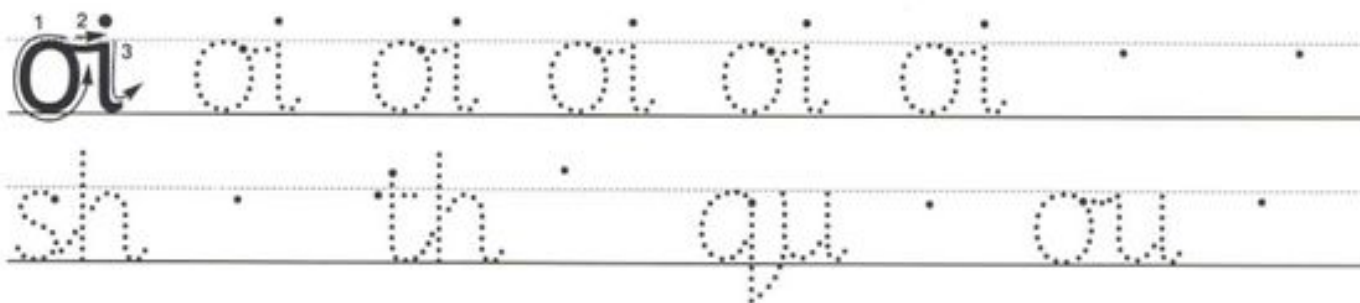
$$\underline{\quad} + \underline{\quad} =$$

oi

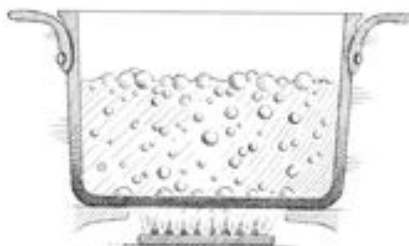


ACTION

Cup your hands around your mouth as if hailing a passing boat, saying *Oi! Ship ahoy!*



Three of these pictures have an /oi/ sound in them.
Cross out the one that does not.



soil

joint

point

void

Story Map



Name: _____

Date: _____

Listen to one of the shadow story read alouds. Draw pictures and write three sentences explaining what happened in the story.

Title: _____ Author: _____

First

Then

Last

First, _____

Then, _____


Lastly, _____

☐ used capital letters.

☐ used finger spaces.

☐ used punctuation.

Journal




My favourite wild animal is a _____

because _____

Shadow Detective

Name: _____ Date: _____

Today you are going to be a shadow detective! Head outside with your family and find an interesting shadow. Draw an illustration of your shadow and answer the questions below.



The shadow I found is of _____

_____. It was _____ am/pm
when I found the shadow. I traced my shadow and
measured the length. It was _____ cm long.

Use the chart below to compare how the shadow changes throughout the day.

Pick several times throughout the day to view the shadow. Record the time, measurement, and draw a sketch.

Time	Measurement	Sketch
	_____ cm	
	_____ cm	
	_____ cm	
	_____ cm	
	_____ cm	