


Homework Package

Week Five
Grade 1

Name _____ Date _____



Morning Work - Monday

Name _____

Date _____

For each question, indicate the correct answer. If you are able to print this paper you can circle the answer. If you are unable to print this paper you can write your answers on a separate paper.

1. Syllable



backpack

1

2

3

4


2. Rhyming



cat




1



2




3



4

3. Beginning sound




hand




1



2



3



4

4. End sound




love




1



2



3



4

5. Number of sound



Happy
(h/a/p/e)

1

2

3

4

Morning Work - Tuesday

Name _____

Date _____

For each question, indicate the correct answer. If you are able to print this paper you can circle the answer. If you are unable to print this paper you can write your answers on a separate paper.

1. Syllable






1

2



3

4



2. Rhyming



3. Beginning sound



4. End sound



5. Number of sound



1

2

3

4

Morning Work - Wednesday

Name _____

Date _____

For each question, indicate the correct answer. If you are able to print this paper you can circle the answer. If you are unable to print this paper you can write your answers on a separate paper.

1. Syllable



dinosaur


1

2

3

4


2. Rhyming



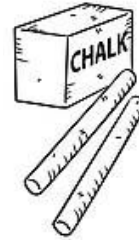
hawk




1



2



3



4

3. Beginning sound



bike




1



2

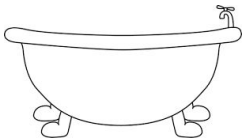


3



4


4. End sound




tub



1



2



3



4

5. Number of sound



smile
(s/m/i/l)

1

2

3

4

Morning Work - Thursday

Name _____

Date _____

For each question, indicate the correct answer. If you are able to print this paper you can circle the answer. If you are unable to print this paper you can write your answers on a separate paper.

1. Syllable



Superhero

1

2


3

4


2. Rhyming



sing




1



2




3



4

3. Beginning sound



llama




1



2

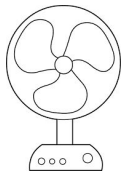


3




4


4. End sound




fan




1



2



3



4

5. Number of sound



explore
(e/x/p/l/or)

1

2

3

4

Morning Work - Friday

Name _____

Date _____

For each question, indicate the correct answer. If you are able to print this paper you can circle the answer. If you are unable to print this paper you can write your answers on a separate paper.

1. Syllable



detective

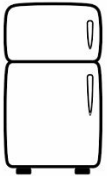
1

2

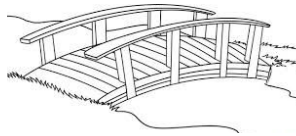
3

4


2. Rhyming



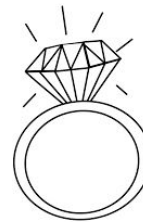
fridge




1



2



3



4

3. Beginning sound




racoon




1



2



3




4


4. End sound



plus



1



2



3



4

5. Number of sound



explore
(e/x/p/l/or)

1

2


3

4

1:45 ~ $l \times w \times h$ ~  ~ 1 ft 6 in ~ 360°

Name: _____

Number of the day



Find and color the number on the 100 chart.

1	2	3	4	5	6	7	8	9	10
11	12	13	14	15	16	17	18	19	20
21	22	23	24	25	26	27	28	29	30
31	32	33	34	35	36	37	38	39	40
41	42	43	44	45	46	47	48	49	50
51	52	53	54	55	56	57	58	59	60
61	62	63	64	65	66	67	68	69	70
71	72	73	74	75	76	77	78	79	80
81	82	83	84	85	86	87	89	89	90
91	92	93	94	95	96	97	98	99	100

Solve it.

1 more

1 less

10 more

10 less

Color to show the number.

10	10	10	10	10	10	10	10	10	10
10	10	10	10	10	10	10	10	10	10
10	10	10	10	10	10	10	10	10	10
10	10	10	10	10	10	10	10	10	10
10	10	10	10	10	10	10	10	10	10

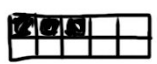
10	10	10
10	10	10
10	10	10

Write the number in words.







$1:45$
 $2 = \frac{1}{2}$
 $4 \times 5 = 20$
 $3 \sqrt{15}$
 5.26
 360°

1.65
 $2 \frac{1}{3} > 2 \frac{1}{5}$
 $A^2 + B^2 = C^2$
 $4 \div 2 = 2$
 $3 + 2 = 5$

1:30 PM



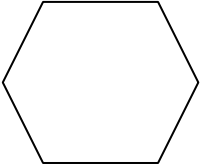

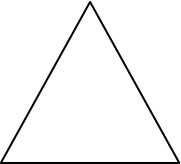
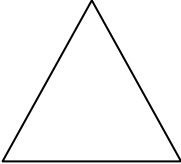


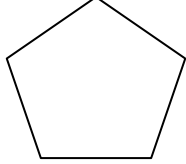
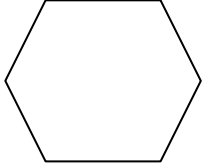
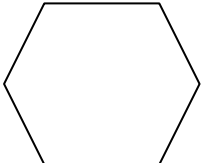






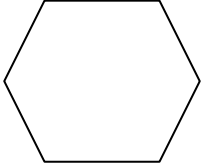
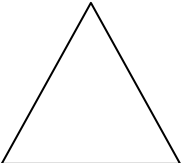

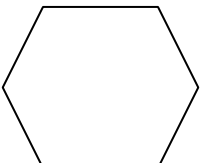



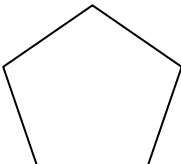


The Shape Game

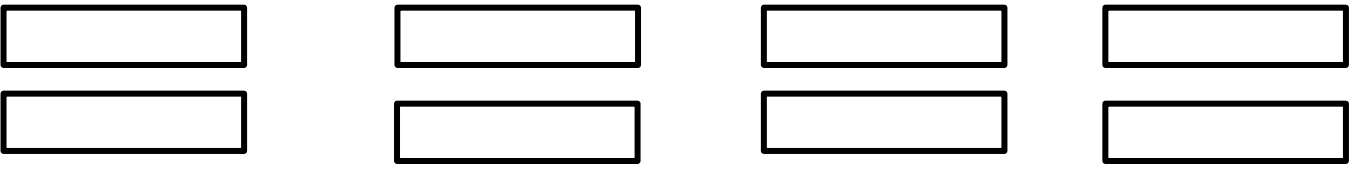

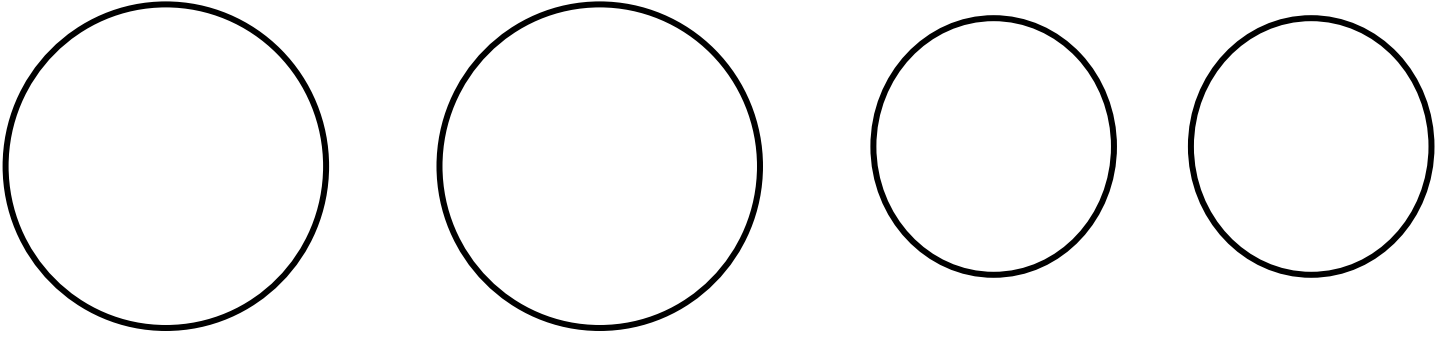
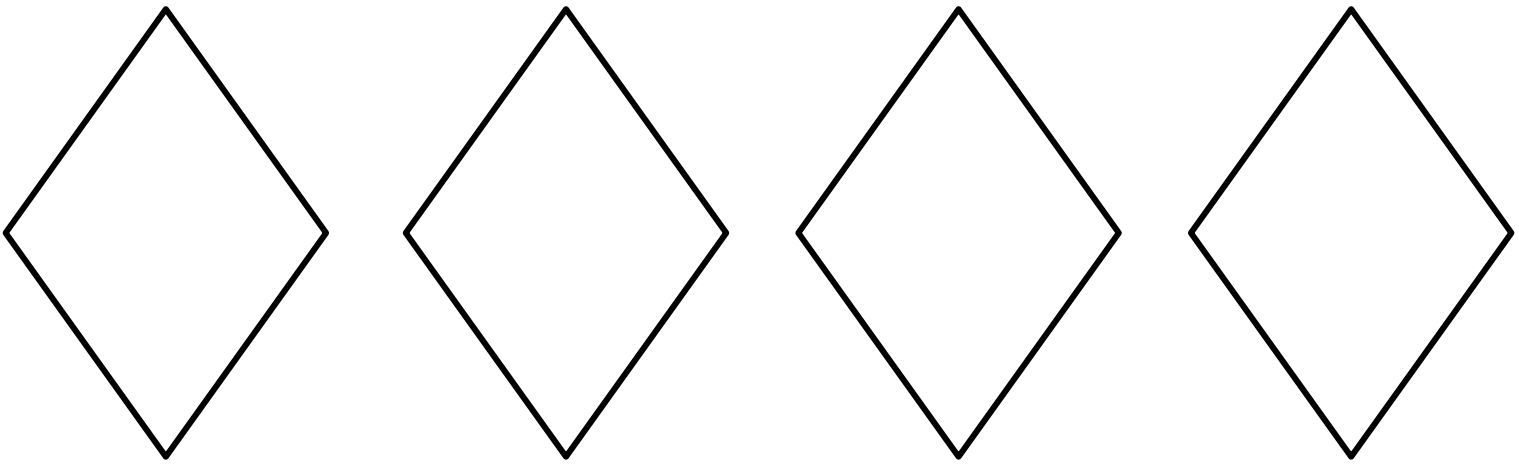


Instructions:

- Each player will need their own game board and one dice to share.
- On your turn roll the dice.
- Colour a shape that has the same number of sides as the number rolled.
- Name the shape you choose to colour.
- If you roll a 1, colour a circle or an oval.
- If you roll a 2 you miss a turn.
- The first person to colour five shapes in a row wins!

Colour the shapes and cut them out to create a shape flower. Alternatively, if you have construction paper at home, you can make your own shapes using coloured construction paper. You can make a single flower or a whole garden. Get creative and let your imagination grow.



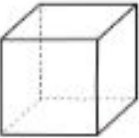






name:

My Shape Flower

I used _____ circles. I used _____ rectangles.

I used _____ triangles. I used _____ diamonds.

All About 3D Shapes

	How many faces? <small>A face is a flat surface.</small>	How many edges? <small>An edge is a line where two faces meet.</small>	How many vertices? <small>A vertex is where two edges meet.</small>
 cube			
 triangular prism			
 cylinder			
 cone			
 sphere			
 pyramid			
 rectangular prism			

Sides and Corners

Name _____


Date _____

As you are building your shapes (STEAM activity) you can use the chart below to record your findings.

<i>Picture</i>	<i>Name</i>	<i>Number of sides</i>	<i>Number of corners</i>

Name: _____

parts of a plant




What do plants need?


Name _____

Date _____

Draw, colour, and label the four things that plants need in order to grow.



My Magical Garden




I planted a magical seed, and then

Name:

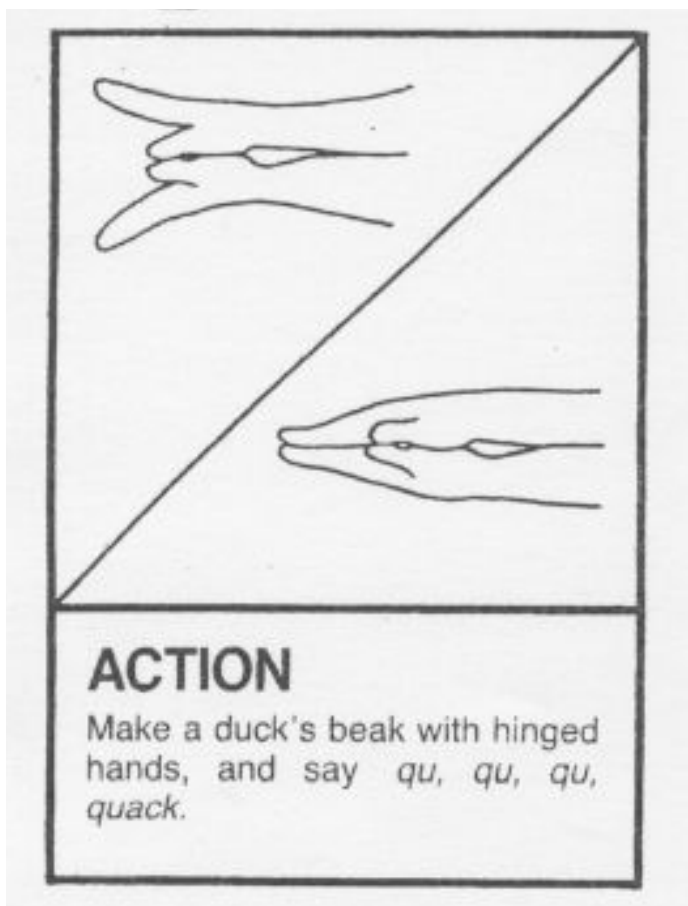


qu (Tune: *The Wheels on the Bus* Track 34)

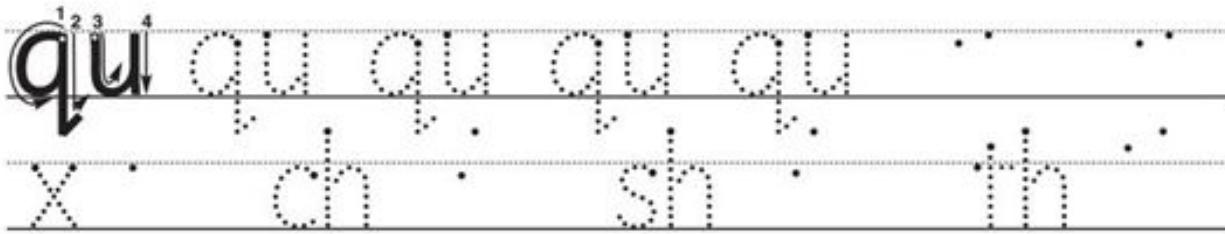
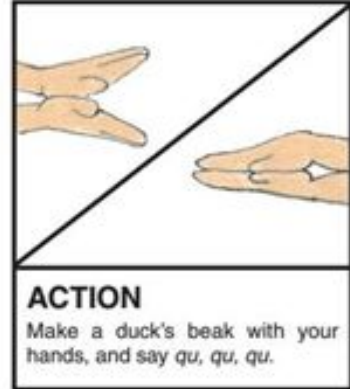

The duck in the pond
quacks, “/qu/-/qu/-/qu/,”
“/qu/-/qu/-/qu/,”
“/qu/-/qu/-/qu/.”



The duck in the pond
quacks, “/qu/-/qu/-/qu/,”
all around the pond.



Qu qu



Three of these pictures have a /qu/ sound in them.
Cross out the one that does not.



quick

quilt

liquid

squid