


# Homework Package

Week Five  
Kindergarten

Name\_\_\_\_\_ Date\_\_\_\_\_



# Morning Work - Monday

Name \_\_\_\_\_

Date \_\_\_\_\_

For each question, indicate the correct answer. If you are able to print this paper you can circle the answer. If you are unable to print this paper you can write your answers on a separate paper.

## 1. Syllable



backpack

1

2

3

4

## 2. Rhyming



cat




1



2




3



4

## 3. Beginning sound




hand




1



2



3



4

## 4. End sound




love




1



2



3



4

## 5. Number of sound



Happy  
(h/a/p/e)

1

2

3

4

# Morning Work - Tuesday

Name \_\_\_\_\_

Date \_\_\_\_\_

For each question, indicate the correct answer. If you are able to print this paper you can circle the answer. If you are unable to print this paper you can write your answers on a separate paper.

## 1. Syllable






1

2



3

4



## 2. Rhyming



## 3. Beginning sound



## 4. End sound



## 5. Number of sound



1

2

3

4

# Morning Work - Wednesday

Name \_\_\_\_\_

Date \_\_\_\_\_

For each question, indicate the correct answer. If you are able to print this paper you can circle the answer. If you are unable to print this paper you can write your answers on a separate paper.

## 1. Syllable



dinosaur

1

2


3

4


## 2. Rhyming



hawk




1



2



3



4

## 3. Beginning sound



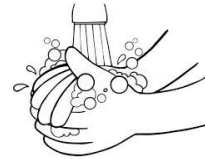
bike




1



2

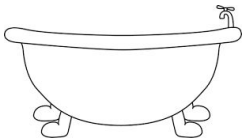


3



4


## 4. End sound




tub




1



2



3



4

## 5. Number of sound



smile  
(s/m/i/l)

1

2

3

4

# Morning Work - Thursday

Name \_\_\_\_\_

Date \_\_\_\_\_

For each question, indicate the correct answer. If you are able to print this paper you can circle the answer. If you are unable to print this paper you can write your answers on a separate paper.

## 1. Syllable



Superhero

1

2


3

4


## 2. Rhyming



sing




1



2




3



4


## 3. Beginning sound



llama




1



2

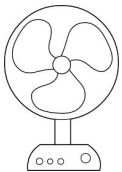


3




4


## 4. End sound




fan



1



2



3



4

## 5. Number of sound



explore  
(e/x/p/l/or)

1

2

3

4

# Morning Work - Friday

Name \_\_\_\_\_

Date \_\_\_\_\_

For each question, indicate the correct answer. If you are able to print this paper you can circle the answer. If you are unable to print this paper you can write your answers on a separate paper.

## 1. Syllable



detective

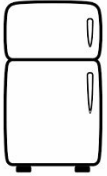
1

2

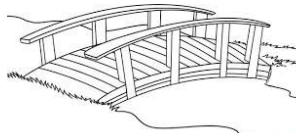
3

4


## 2. Rhyming



fridge




1



2



3



4

## 3. Beginning sound




raccoon




1



2



3




4


## 4. End sound




plus




1



2



3



4

## 5. Number of sound



explore  
(e/x/p/l/or)

1

2

3

4

1:45

$l \times w \times h$



1 ft 6 in

$360^\circ$

## Number of the Day!

Eg: # 17

17 is more than 12.


17 is less than 18.

17 is the same as 10 and 7.

17 is too many hats for my head.

17 is too few cookies.

17 is just enough friends.



\_\_\_\_\_ is more than \_\_\_\_\_

\_\_\_\_\_ is less than \_\_\_\_\_

\_\_\_\_\_ is the same as \_\_\_\_\_

\_\_\_\_\_ is too many \_\_\_\_\_

\_\_\_\_\_ is too few \_\_\_\_\_

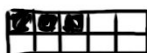
\_\_\_\_\_ is just enough \_\_\_\_\_

\_\_\_\_\_ people could \_\_\_\_\_







\$ \_\_\_\_\_ is just enough for \_\_\_\_\_

\$ \_\_\_\_\_ is not enough for \_\_\_\_\_

1:30 PM

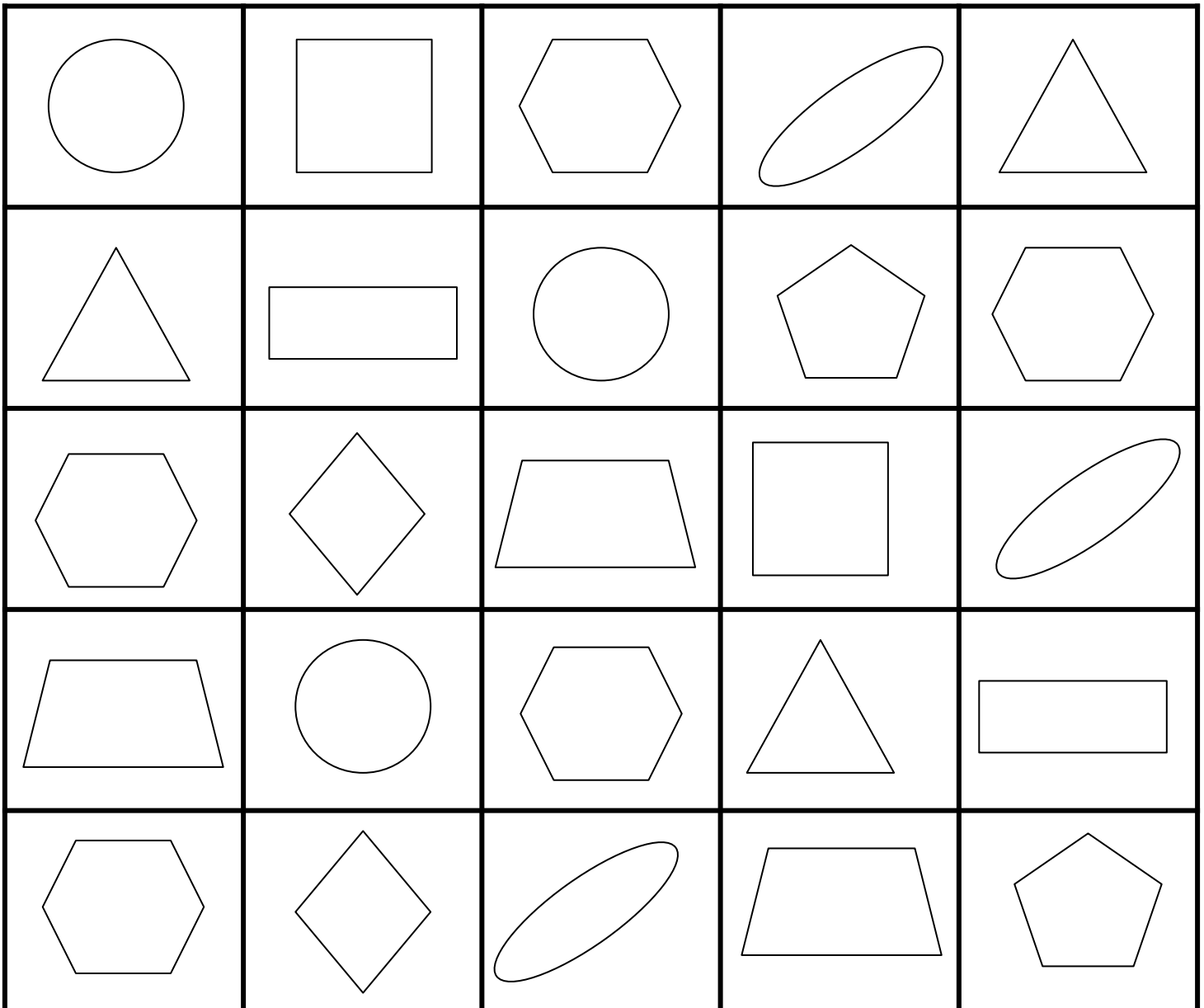


# The Shape Game








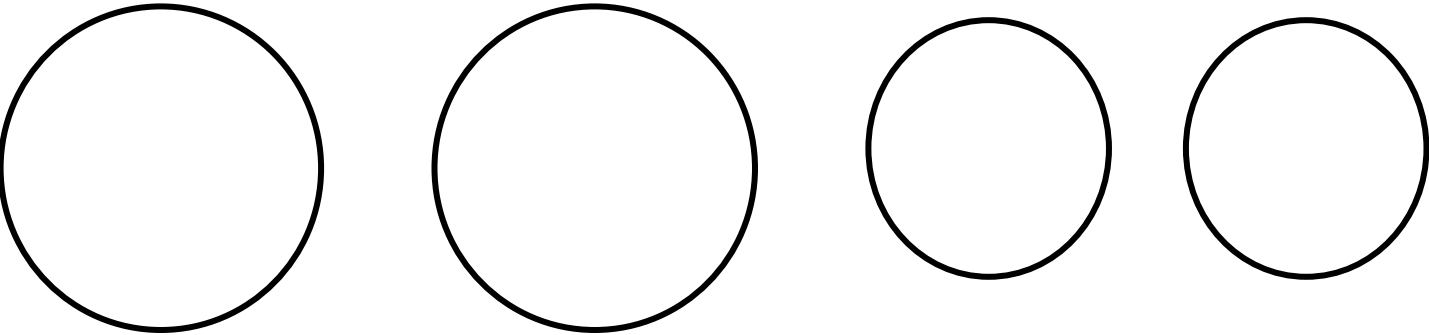
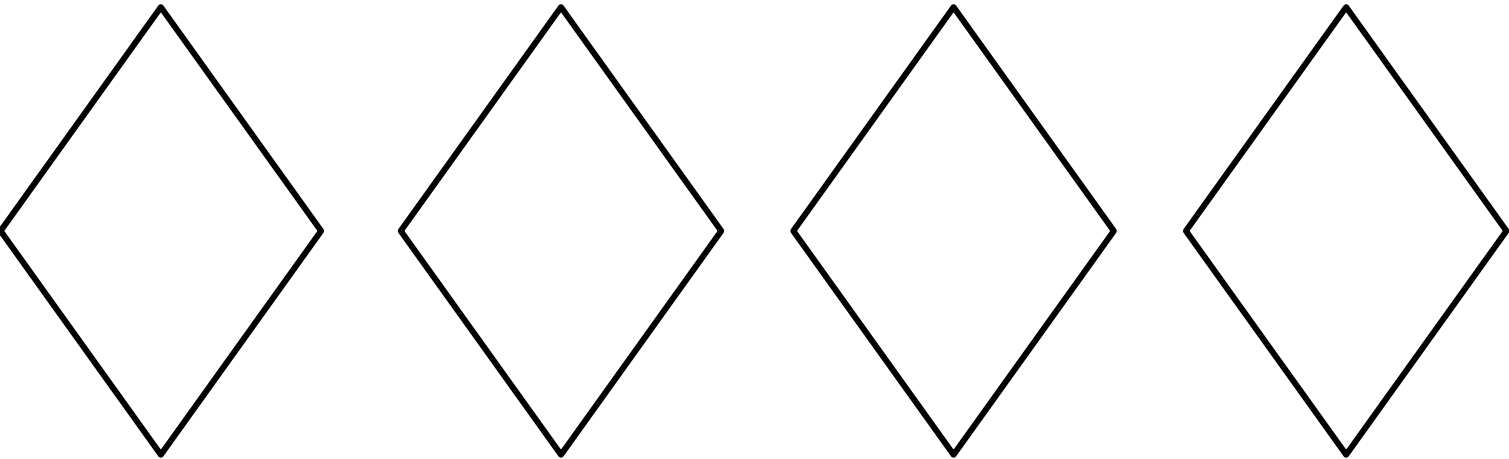
## Instructions:

- ☐ Each player will need their own game board and one dice to share.
- ☐ On your turn roll the dice.
- ☐ Colour a shape that has the same number of sides as the number rolled.
- ☐ Name the shape you choose to colour.
- ☐ If you roll a 1, colour a circle or an oval.
- ☐ If you roll a 2 you miss a turn.
- ☐ The first person to colour five shapes in a row wins!





Colour the shapes and cut them out to create a shape flower. Alternatively, if you have construction paper at home, you can make your own shapes using coloured construction paper. You can make a single flower or a whole garden. Get creative and let your imagination grow.



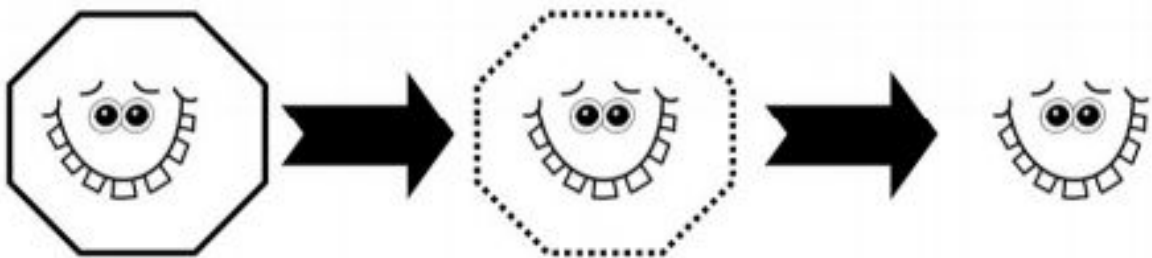
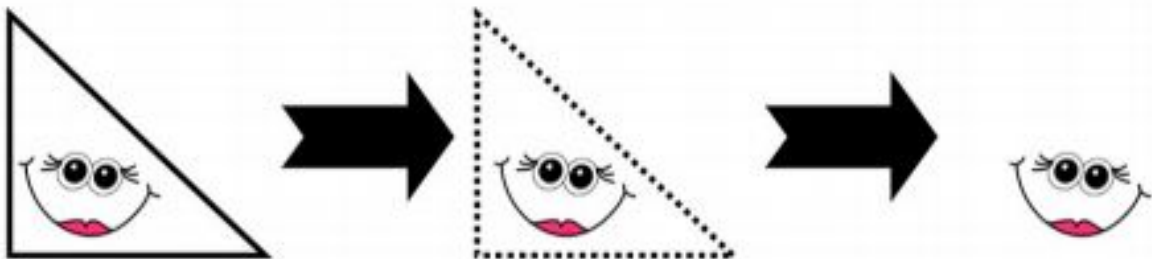



name:

# My Shape Flower

I used \_\_\_\_\_ circles. I used \_\_\_\_\_ rectangles.

I used \_\_\_\_\_ triangles. I used \_\_\_\_\_ diamonds.

Color it, Trace it, Draw it



# Sides and Corners

Name \_\_\_\_\_

Date \_\_\_\_\_

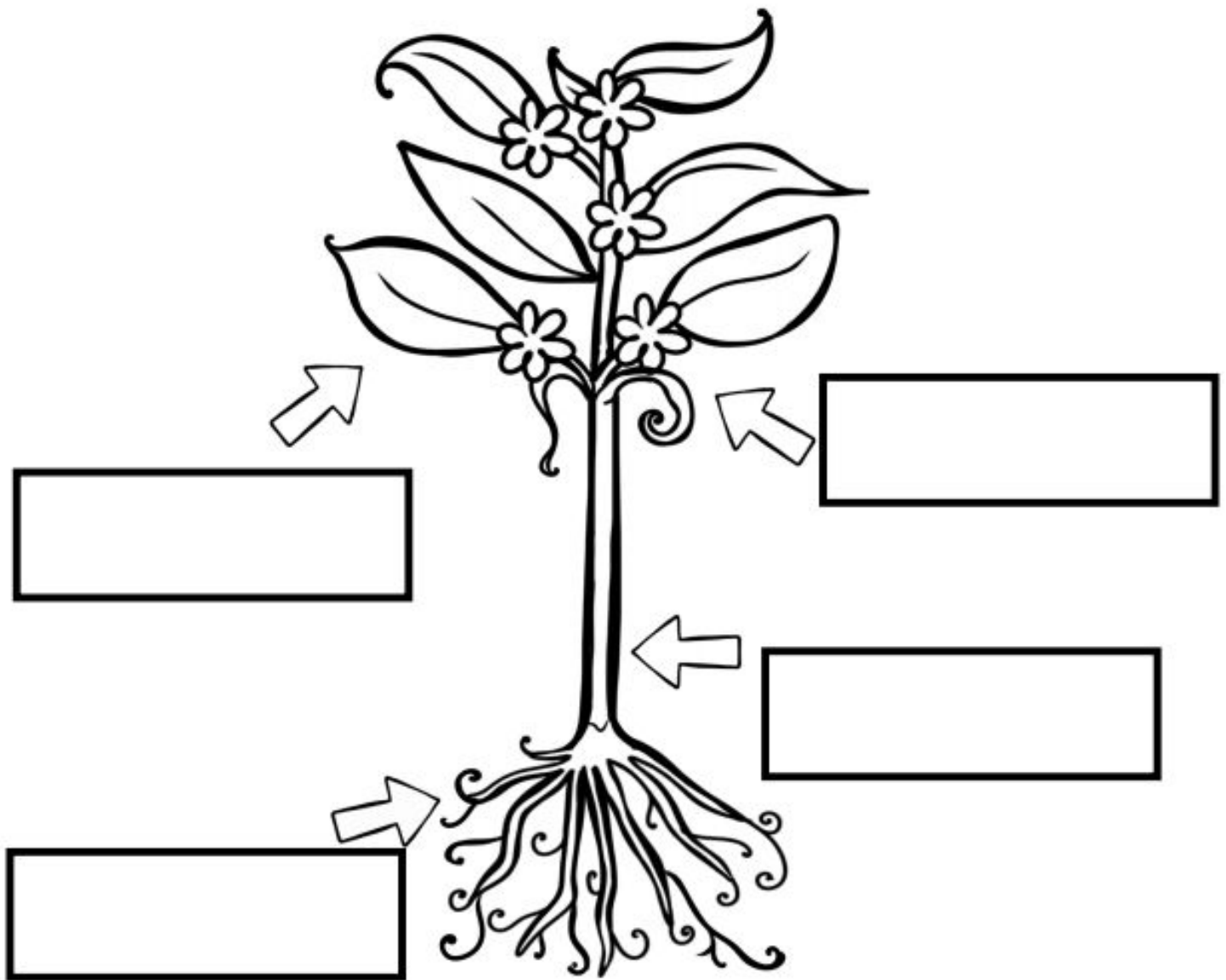
As you are building your shapes (STEAM activity) you can use the chart below to record your findings.

<i>Picture</i>	<i>Name</i>	<i>Number of sides</i>	<i>Number of corners</i>

Use the words in the word bank as a guide for labeling the parts of a plant.

Name: \_\_\_\_\_

# parts of a plant



---

## Word Bank


leaves      flower      stem      roots

# ***What do plants need?***

Name \_\_\_\_\_

Date \_\_\_\_\_

Draw, colour, and label the four things that plants need in order to grow.



## Word Bank

air

water

soil

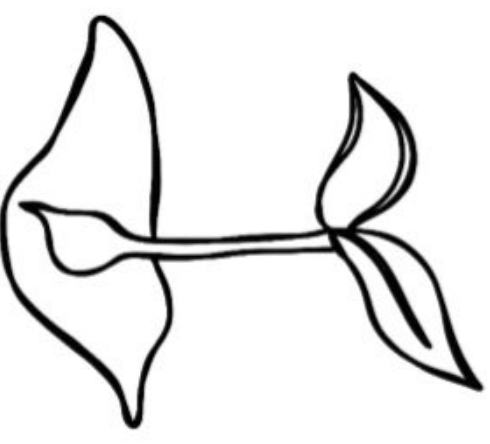
sun

# Sequence the Seasons

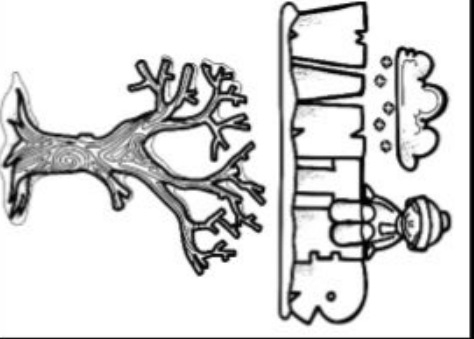



Put the seasons in the correct order.

Name: \_\_\_\_\_

## SEASONS




1	2	3	4
---	---	---	---

 WINTER	 SUMMER	 SPRING	 AUTUMN
--	--	---	--

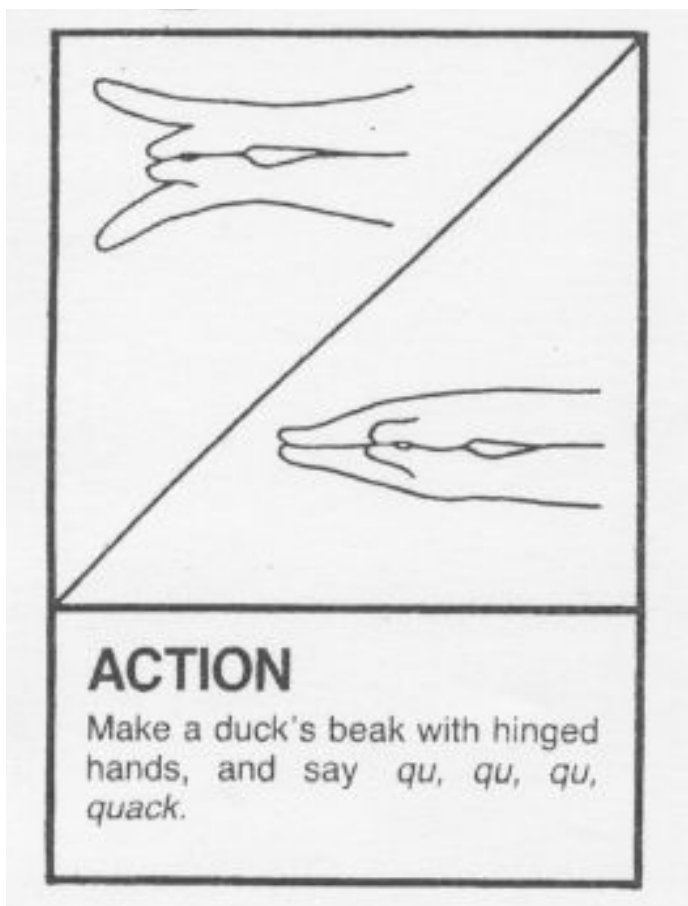


**qu** (Tune: *The Wheels on the Bus* Track 34)

The duck in the pond  
quacks, “/qu/-/qu/-/qu/,”  
“/qu/-/qu/-/qu/,”  
“/qu/-/qu/-/qu/.”

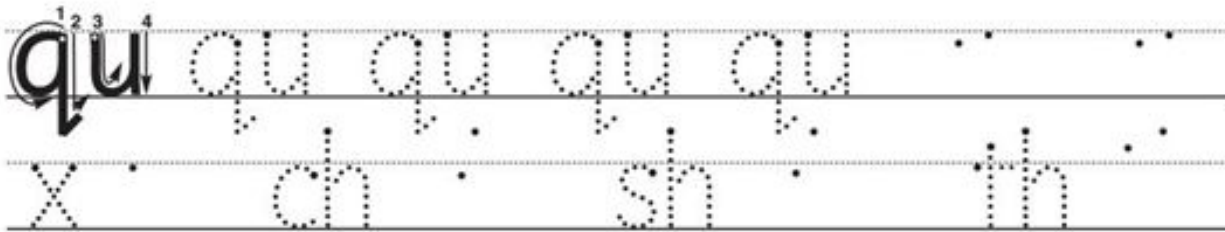
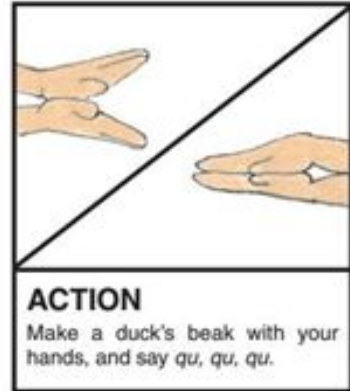



The duck in the pond  
quacks, “/qu/-/qu/-/qu/,”  
all around the pond.





# Qu qu



Three of these pictures have a /qu/ sound in them.  
Cross out the one that does not.



quick

quilt

liquid

squid