


# Homework Package

Week Nine  
Grade One

Name \_\_\_\_\_ Date \_\_\_\_\_



# Morning Work - Monday

Name \_\_\_\_\_

Date \_\_\_\_\_

For each question, indicate the correct answer. If you are able to print this paper you can circle the answer. If you are unable to print this paper you can write your answers on a separate paper.

## 1. Syllable



refrigerator

1

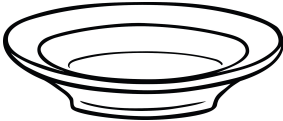
2

3


4

5

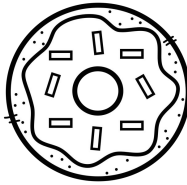
## 2. Rhyming



dish



1



2




3




4

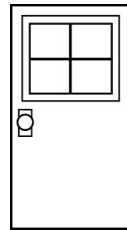
## 3. Beginning sound



acorn



1



2




3



4

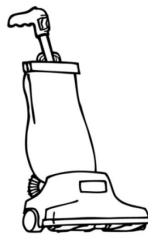
## 4. End sound



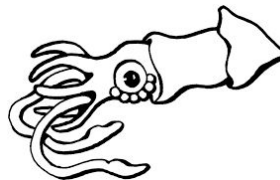
island



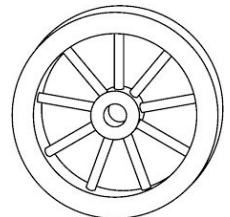
1



2




3



4

## 5. Number of sound



trucks  
(t/r/u/k/z)

3

4

5

6

7

# Morning Work - Tuesday

Name \_\_\_\_\_

Date \_\_\_\_\_

For each question, indicate the correct answer. If you are able to print this paper you can circle the answer. If you are unable to print this paper you can write your answers on a separate paper.

## 1. Syllable



ear

1

2

3


4

5

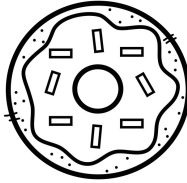
## 2. Rhyming



Cinderella



1



2




3




4


## 3. Beginning sound



eraser



1



2

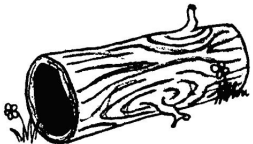


3




4


## 4. End sound



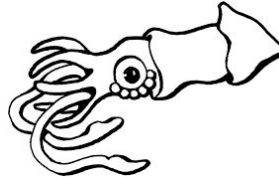
log



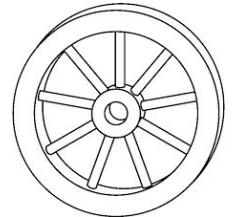
1



2



3



4

## 5. Number of sound



twin

(t/w/i/n)

3

4

5

6

7

# Morning Work - Wednesday

Name \_\_\_\_\_

Date \_\_\_\_\_

For each question, indicate the correct answer. If you are able to print this paper you can circle the answer. If you are unable to print this paper you can write your answers on a separate paper.

## 1. Syllable



helicopter

1

2

3


4

5

## 2. Rhyming



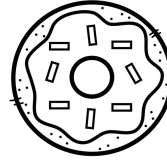
llama



1



2



3



4


## 3. Beginning sound



hockey



1



2



3




4


## 4. End sound



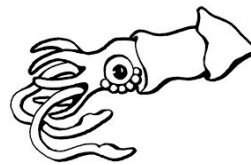
Angel




1



2



3



4

## 5. Number of sound



sock  
(s/o/k)

3

4

5

6

7

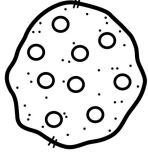
# Morning Work - Thursday

Name \_\_\_\_\_

Date \_\_\_\_\_

For each question, indicate the correct answer. If you are able to print this paper you can circle the answer. If you are unable to print this paper you can write your answers on a separate paper.

## 1. Syllable



cookie

1

2

3


4

5

## 2. Rhyming



mountain



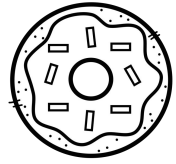
1



2



3



4


## 3. Beginning sound



money



1



2



3



4


## 4. End sound



swan




1



2



3



4

## 5. Number of sound



plant  
(p/l/a/n/t)

3

4

5

6

7


# Morning Work - Friday

Name \_\_\_\_\_

Date \_\_\_\_\_

For each question, indicate the correct answer. If you are able to print this paper you can circle the answer. If you are unable to print this paper you can write your answers on a separate paper.

## 1. Syllable



strawberry

1

2

3


4

5


## 2. Rhyming



swan



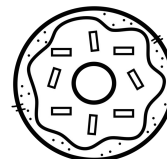
1



2



3



4

## 3. Beginning sound



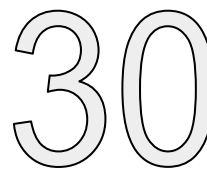
think



1



2




3




4

## 4. End sound



cactus




1



2



3



4

## 5. Number of sound



lamp  
(l/a/m/p)

3

4

5

6

7

1:45

$l \times w \times h$




1 ft 6 in

365°

Name: \_\_\_\_\_

### Number of the day



Find and color the number on the 100 chart.

1	2	3	4	5	6	7	8	9	10
11	12	13	14	15	16	17	18	19	20
21	22	23	24	25	26	27	28	29	30
31	32	33	34	35	36	37	38	39	40
41	42	43	44	45	46	47	48	49	50
51	52	53	54	55	56	57	58	59	60
61	62	63	64	65	66	67	68	69	70
71	72	73	74	75	76	77	78	79	80
81	82	83	84	85	86	87	89	89	90
91	92	93	94	95	96	97	98	99	100

Solve it.

1 more

1 less

10 more

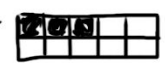
10 less

Color to show the number.




Write the number in words.

1:30 PM




$4 \times 5 = 20$   
 $3 \sqrt{15}$   
 $5.26$   
 $360^\circ$

$1.65$   
 $2 \frac{1}{3} > 2 \frac{1}{5}$   
 $A^2 + B^2 = C^2$   
 $4 \div 2 = 2$   
 $3 + 2 = 5$



# Roll and Add



Name: \_\_\_\_\_

Date: \_\_\_\_\_

Roll two dice. Write the numbers that you rolled in the suns. Solve the problem.

$$\text{Sun} + \text{Sun} = \square$$

$$\text{Sun} + \text{Sun} = \square$$

$$\text{Sun} + \text{Sun} = \square$$

$$\text{Sun} + \text{Sun} = \square$$

$$\text{Sun} + \text{Sun} = \square$$

$$\text{Sun} + \text{Sun} = \square$$

$$\text{Sun} + \text{Sun} = \square$$

$$\text{Sun} + \text{Sun} = \square$$

$$\text{Sun} + \text{Sun} = \square$$

$$\text{Sun} + \text{Sun} = \square$$



# Colour by Subtraction to 20

Name: \_\_\_\_\_


Date: \_\_\_\_\_

13, 5, 8 = Orange

16, 7, 12 = Yellow

15 = Black

9 = Blue





# Break the Code



## Addition and Subtraction to 24

Name: \_\_\_\_\_

Date: \_\_\_\_\_

Answer the addition and subtraction problems and then solve the riddle. Some problems are challenging and will require you to use a strategy such as drawing a picture or using a number line in order to solve them.

Riddle: Why did the sun go to school?

<b>a</b> 10 <u>- 6</u>	<b>b</b> 22 <u>- 8</u>	<b>c</b> 16 <u>- 6</u>	<b>d</b> 18 <u>- 5</u>	<b>e</b> 20 <u>- 4</u>	<b>f</b> 15 <u>-10</u>
<b>g</b> 10 <u>+ 7</u>	<b>h</b> 3 <u>+ 6</u>	<b>i</b> 11 <u>+11</u>	<b>j</b> 16 <u>+ 5</u>	<b>k</b> 13 <u>+ 5</u>	<b>l</b> 9 <u>+ 6</u>
<b>m</b> 7 <u>- 4</u>	<b>n</b> 13 <u>- 13</u>	<b>o</b> 21 <u>-13</u>	<b>p</b> 10 <u>- 8</u>	<b>q</b> 19 <u>- 7</u>	<b>r</b> 16 <u>- 9</u>
<b>s</b> 1 <u>+ 0</u>	<b>t</b> 3 <u>+ 3</u>	<b>u</b> 11 <u>+ 8</u>	<b>v</b> 16 <u>+ 7</u>	<b>w</b> 2 <u>+ 9</u>	<b>x</b> 14 <u>+ 6</u>


6 8

17 16 6

14 7 22 17 9 6 16 7

!


# Journal



My favourite family summer tradition is

because \_\_\_\_\_

# Spring Picture Prompt



Name: \_\_\_\_\_

Date: \_\_\_\_\_

Use the pictures below to help you write a story.


gift



butterfly



cloud



ship

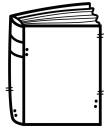


Handwriting practice lines consisting of multiple sets of solid top and bottom lines with a dashed middle line.

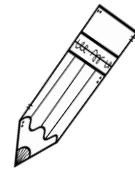
I used capital letters.

I used finger spaces.

I used punctuation




# Read and Write



Name: \_\_\_\_\_

Date: \_\_\_\_\_

Read the story. Highlight all the words that end with "ug." Answer the questions and write the correct word on the line. Create your own sentence using "ug" words.



## The Bug

Jane has a funny bug.

The bug likes to hug Jane.

He also likes to sleep under a rug.

One day, the bug got stuck in a jug.

Jane dug the bug out of the jug.

1. Jane has a funny  
\_\_\_\_\_

2. The bug likes to  
\_\_\_\_\_

3. He likes to sleep under  
\_\_\_\_\_

4. Jane dug the bug out of  
the \_\_\_\_\_

\_\_\_\_\_  
\_\_\_\_\_

I used capital letters.

I used finger spaces.

I used punctuation