


Homework Package

Week Six
Kindergarten

Name _____ Date _____



Morning Work - Monday

Name _____

Date _____

For each question, indicate the correct answer. If you are able to print this paper you can circle the answer. If you are unable to print this paper you can write your answers on a separate paper.

1. Syllable



world


1

2

3

4

2. Rhyming



bee



1



2



3




4

3. Beginning sound




cat



1



2



3



4

4. End sound




tomato




1



2



3



4

5. Number of sound



Turtle
(t/ur/t/l)

3

4

5

6

7

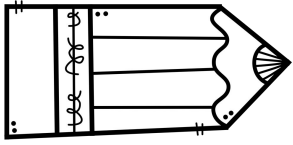
Morning Work - Tuesday

Name _____

Date _____

For each question, indicate the correct answer. If you are able to print this paper you can circle the answer. If you are unable to print this paper you can write your answers on a separate paper.

1. Syllable



pencil


1

2

3

4

2. Rhyming



cap




1



2




3




4

3. Beginning sound



elephant



1



2



3



4

4. End sound



car




1



2




3



4

5. Number of sound



spider
(s/p/i/d/r)

3

4

5

6

7

Morning Work - Wednesday

Name _____

Date _____

For each question, indicate the correct answer. If you are able to print this paper you can circle the answer. If you are unable to print this paper you can write you answers on a seperate paper.

1. Syllable



alien

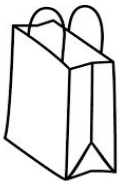
1

2

3

4

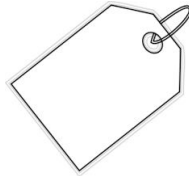
2. Rhyming



bag




1



2



3



4

3. Beginning sound



jam



1



2



3



4


4. End sound



key




1



2



3



4

5. Number of sound



elephant

(e/l/e/f/a/n/t)

3

4

5

6

7

Morning Work - Thursday

Name _____

Date _____

For each question, indicate the correct answer. If you are able to print this paper you can circle the answer. If you are unable to print this paper you can write your answers on a separate paper.

1. Syllable



binoculars


1

2

3

4

2. Rhyming



duck



1



2

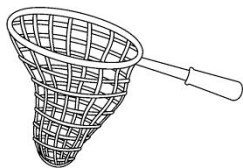


3




4

3. Beginning sound



net




1



2



3



4

4. End sound



splash




1



2



3



4

5. Number of sound



play
(p/l/ay)

3

4

5

6

7

Morning Work - Friday

Name _____

Date _____

For each question, indicate the correct answer. If you are able to print this paper you can circle the answer. If you are unable to print this paper you can write your answers on a separate paper.

1. Syllable



caterpillar


1

2

3

4

2. Rhyming



fin




1



2



3




4

3. Beginning sound



under




1



2



3



4

4. End sound




bird



1



2



3



4

5. Number of sound



snack
(s/n/a/ck)

3

4

5

6

7

1:45

 $l \times w \times h$ 

1 ft 6 in

365°

Number of the Day!

Eg: # 17

17 is more than 12.

17 is less than 18.

17 is the same as 10 and 7.

17 is too many hats for my head.

17 is too few cookies.

17 is just enough friends.



_____ is more than _____

_____ is less than _____

_____ is the same as _____

_____ is too many _____

_____ is too few _____

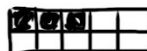
_____ is just enough _____

_____ people could _____

\$ _____ is just enough for _____

\$ _____ is not enough for _____

1:30 PM



\$1.65

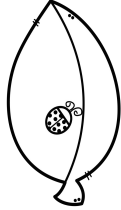

 $2\frac{1}{3} > 2\frac{1}{5}$ $2\frac{1}{3} > 2\frac{1}{5}$ $A^2 + B^2 = C^2$ $4 \div 2 = 2$  $3 + 2 = 5$

Addition using pictures

Name: _____

Date: _____

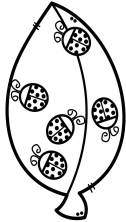
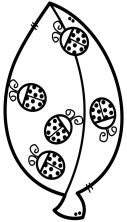
Count the ladybugs to solve the problem.




$$7 + 1 = \boxed{8}$$



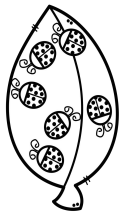
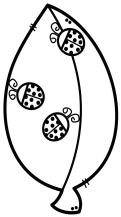
$$+ = \boxed{}$$




$$+ = \boxed{}$$




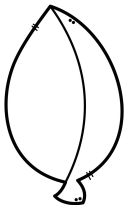
$$+ = \boxed{}$$



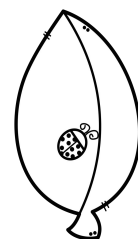

$$+ = \boxed{}$$



$$+ = \boxed{}$$



$$+ = \boxed{}$$



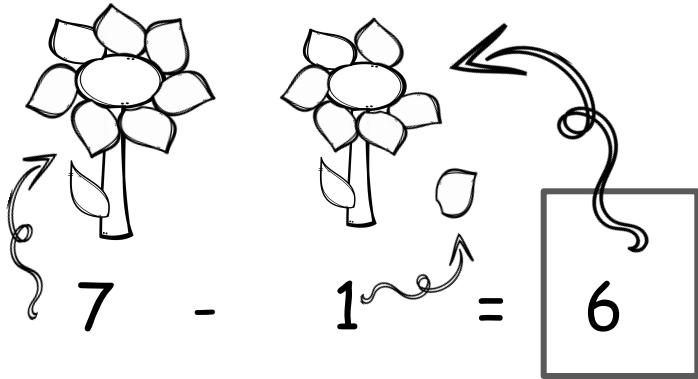
$$+ = \boxed{}$$

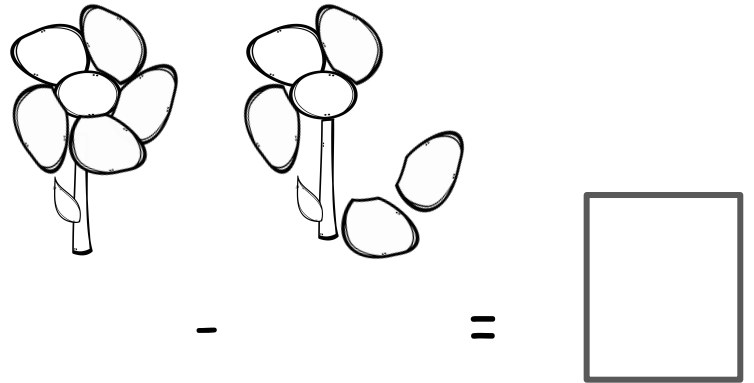
Subtraction using pictures

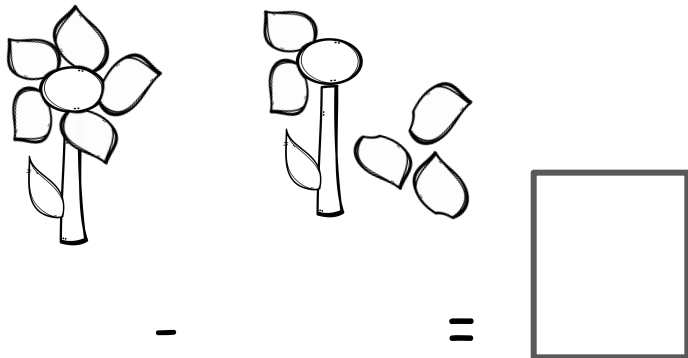
Name: _____


Date: _____

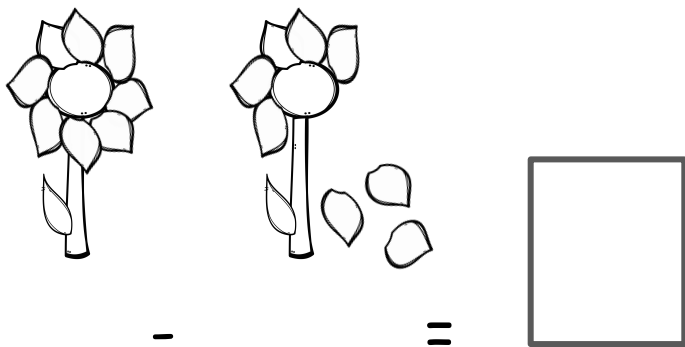
Count the petals to solve the problem.

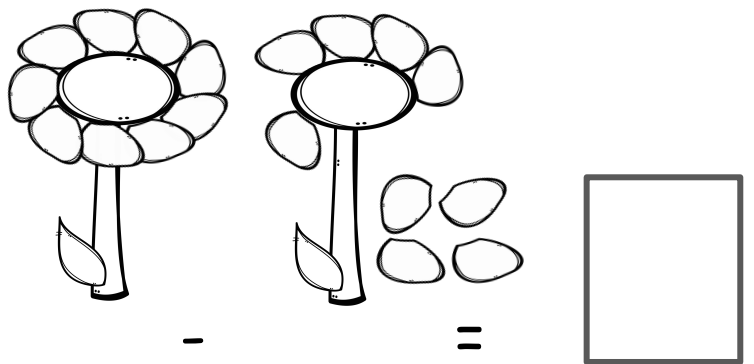

$$7 - 1 = \boxed{6}$$



$$\quad - \quad = \quad \boxed{}$$

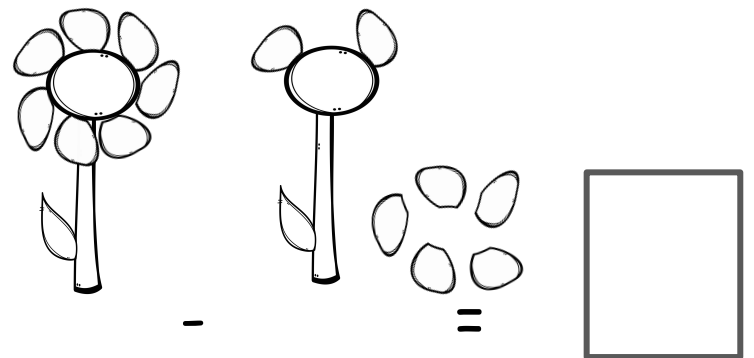

$$\quad - \quad = \quad \boxed{}$$


$$\quad - \quad = \quad \boxed{}$$



$$\quad - \quad = \quad \boxed{}$$


$$\quad - \quad = \quad \boxed{}$$


$$\quad - \quad = \quad \boxed{}$$


$$\quad - \quad = \quad \boxed{}$$

Journal




On the eagle cam I saw _____

All About My Mom

Name: _____

Date: _____



My favourite things to do with my mom is _____

My mom teaches me _____


My mom laughs when _____

I love my mom because _____

All About My Grandma

Name: _____

Date: _____



My favourite things to do with my grandma is _____

My grandma teaches me _____


My grandma laughs when _____

I love my grandma because _____

All About My Aunt

Name: _____

Date: _____




My favourite things to do with my aunt is _____

My aunt teaches me _____

My aunt laughs when _____

I love my aunt because _____



Happy Mothers Day

I made you this
flower with my
fingers and my
thumb so you will
have these
memories for all the
years to come.

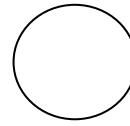

Love: _____
2020

Materials:

Paint
Markers

Instructions:

- Using paint or markers, colour your child's thumb and fingers.
- Have them create a picture of a flower using their finger and thumb prints.








Happy Grandmothers Day

I made you this
flower with my
fingers and my
thumb so you will
have these
memories for all the
years to come.

Love: _____
2020

Date: _____

| | | | |
|---|---|--|---|
| <p>flower</p>  | <p>bird</p>  | <p>bird house</p>  | <p>nest with eggs</p>  |
|---|---|--|---|



Handwriting practice lines consisting of three sets of horizontal lines. Each set includes a solid top line, a dashed midline, and a solid bottom line, providing a guide for letter height and placement.

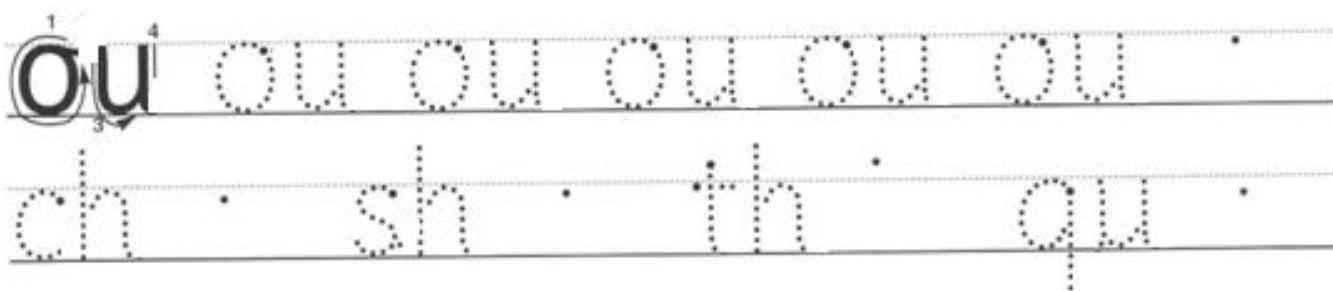

☐ I used punctuation

ou



ACTION

Pretend your finger is a needle and prick your thumb, saying *ou, ou*.



cloud

proud

shout

mouth

Three of these pictures have an /ou/ sound in them.
Cross out the one that does not.

