


Homework Package

Week Four
Grade 1

Name _____ Date _____




Morning Work - Monday

Name _____

Date _____

For each question, indicate the correct answer. If you are able to print this paper you can circle the answer. If you are unable to print this paper you can write your answers on a separate paper.

1. Syllable



watermelon


1

2

3

4

2. Rhyming




bug



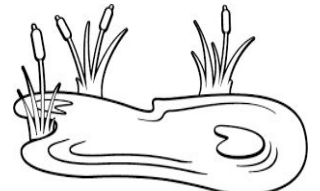
1



2



3



4

3. Beginning sound



apple




1



2



3



4

4. End sound




baseball




1



2



3



4

Morning Work - Tuesday

Name _____

Date _____

For each question, indicate the correct answer. If you are able to print this paper you can circle the answer. If you are unable to print this paper you can write your answers on a separate paper.

1. Syllable



crayon

1

2

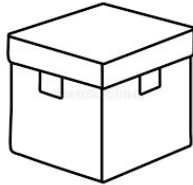
3

4

2. Rhyming




fox



1



2



3



4

3. Beginning sound



gorilla




1



2



3



4

4. End sound



mad




1



2



3



4

Morning Work - Wednesday

Name _____

Date _____

For each question, indicate the correct answer. If you are able to print this paper you can circle the answer. If you are unable to print this paper you can write your answers on a separate paper.

1. Syllable



wolf


1

2

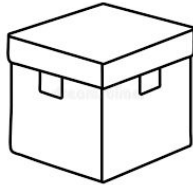
3

4

2. Rhyming




hen



1



2

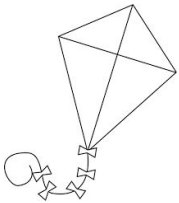


3




4

3. Beginning sound



kite




1



2



3



4

4. End sound



home




1



2



3



4


Morning Work - Thursday

Name _____

Date _____

For each question, indicate the correct answer. If you are able to print this paper you can circle the answer. If you are unable to print this paper you can write your answers on a separate paper.

1. Syllable



octopus

1

2

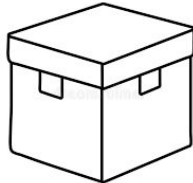
3

4

2. Rhyming



jet



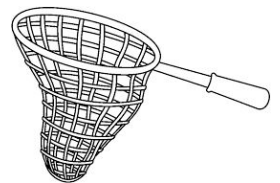
1



2



3




4


3. Beginning sound



pumpkin



1



2



3




4

4. End sound



elf



1



2



3



4


Morning Work - Friday

Name _____

Date _____

For each question, indicate the correct answer. If you are able to print this paper you can circle the answer. If you are unable to print this paper you can write your answers on a separate paper.

1. Syllable



monster

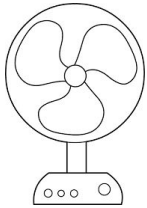
1

2

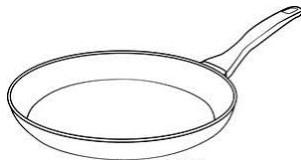
3

4

2. Rhyming



fan



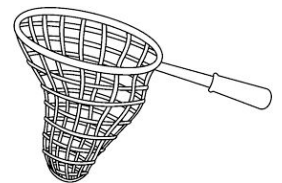
1



2



3




4


3. Beginning sound



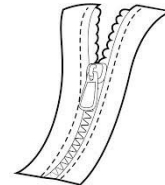
zebra



1



2



3



4

4. End sound



cake




1



2



3




4

1:45 ~ $l \times w \times h$ ~  ~ 1 ft 6 in ~ 360°

Name: _____

Number of the day



Find and color the number on the 100 chart.

1	2	3	4	5	6	7	8	9	10
11	12	13	14	15	16	17	18	19	20
21	22	23	24	25	26	27	28	29	30
31	32	33	34	35	36	37	38	39	40
41	42	43	44	45	46	47	48	49	50
51	52	53	54	55	56	57	58	59	60
61	62	63	64	65	66	67	68	69	70
71	72	73	74	75	76	77	78	79	80
81	82	83	84	85	86	87	89	89	90
91	92	93	94	95	96	97	98	99	100

Solve it.

1 more

1 less

10 more

10 less

Color to show the number.

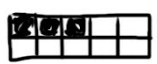
10	10	10	10	10	10	10	10	10	10

Write the number in words.


$\frac{1}{2} = \frac{2}{4}$
 $4 \times 5 = 20$
 $3 \sqrt{15}$
 5.26
 360°

1.65
 $2 \frac{1}{3} > 2 \frac{1}{5}$
 $A^2 + B^2 = C^2$
 $4 \div 2 = 2$
 $3 + 2 = 5$

1:30 PM



Journal



If I were a shape I would be a _____
because _____

Name _____



Hurting or Helping?

Large empty rounded rectangle for drawing or writing.

recycle



plant
new trees



pollute
the air



compost



too much
garbage



litter



I hurt the Earth

when I

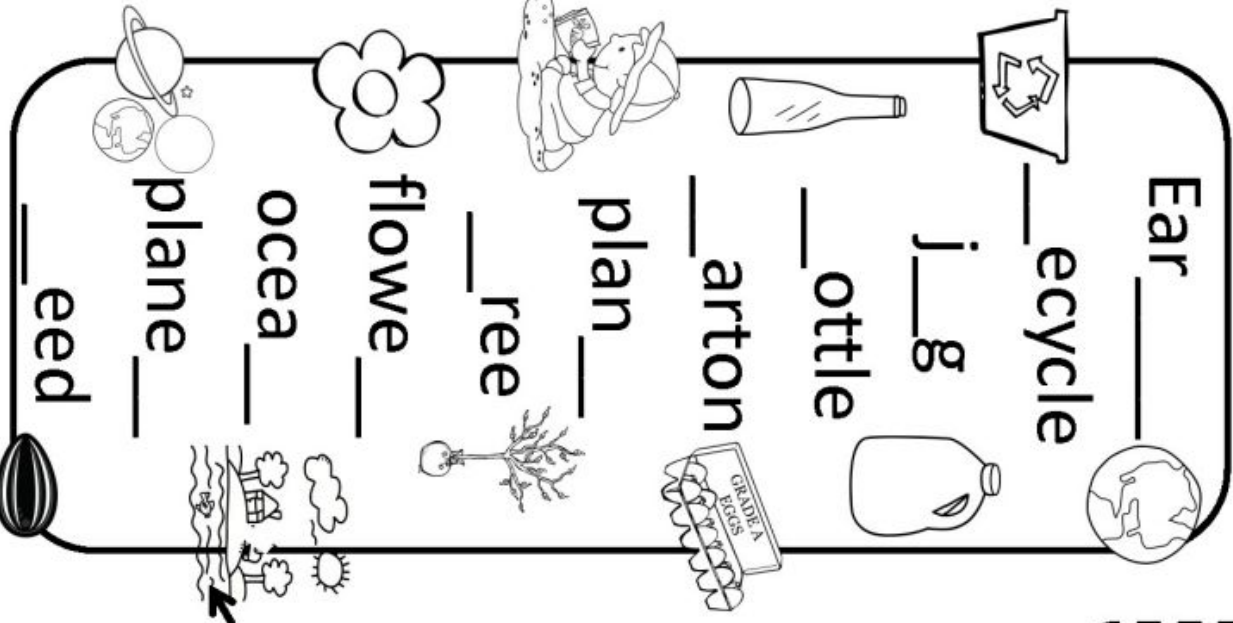
I help the Earth

when I

Name: _____

Date: _____

Word Bank




Earth Day Fill-in & Find

Directions: look at the pictures & fill-in the first, vowel or end sound. Find each word in the puzzle.

f	c	a	r	t	o	n	r
l	p	e	o	j	u	g	e
o	l	a	c	t	p	s	c
w	a	r	e	r	l	e	y
e	n	t	a	e	a	e	c
r	e	h	n	e	n	d	l
t	t	b	o	t	t	l	e

Name _____

Directions: Sort the pictures by deciding if they can be **recycled** or is **waste** and goes in the trash.

I KNOW HOW TO RECYCLE



plastic water bottle



glass jar



wood/stick



paper bag



socks/clothes



aluminum soda can



cooking pan



mirror




cardboard box




food

Meet the Shapes


circle




triangle




rectangle




square




rhombus




parallelogram




trapezoid




pentagon




hexagon



octagon




star



oval




Name _____



Practice SHAPES

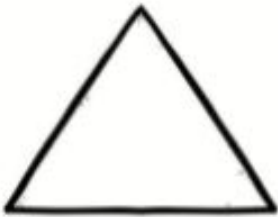
Color the shapes and trace the shape's name.




circle



hexagon



triangle



rectangle



square



rhombus

Color by Sides

Count the sides of the shapes and color according to the key.

Sides




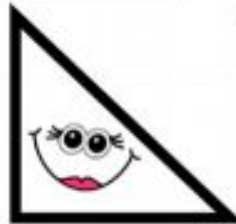

3 = Blue

4 = Orange

5 = Yellow

6 = Red

8 = Green



Earth Day Symmetry

