


Homework Package

Week Four
Kindergarten

Name _____ Date _____




Morning Work - Monday

Name _____

Date _____

For each question, indicate the correct answer. If you are able to print this paper you can circle the answer. If you are unable to print this paper you can write your answers on a separate paper.

1. Syllable



watermelon


1

2

3

4

2. Rhyming




bug



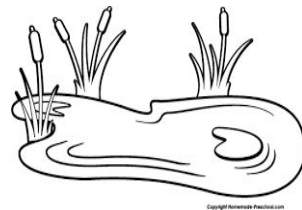
1



2



3



4

3. Beginning sound



apple




1



2



3



4

4. End sound




baseball




1



2



3



4

Morning Work - Tuesday

Name _____

Date _____

For each question, indicate the correct answer. If you are able to print this paper you can circle the answer. If you are unable to print this paper you can write your answers on a separate paper.

1. Syllable



crayon

1

2

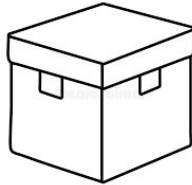
3

4

2. Rhyming




fox



1



2



3



4

3. Beginning sound



gorilla




1



2



3



4

4. End sound



mad



1



2



3



4

Morning Work - Wednesday

Name _____

Date _____

For each question, indicate the correct answer. If you are able to print this paper you can circle the answer. If you are unable to print this paper you can write your answers on a separate paper.

1. Syllable



wolf


1

2

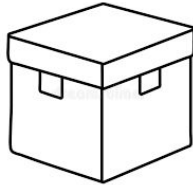
3

4

2. Rhyming




hen



1



2

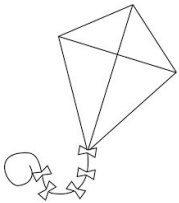


3




4

3. Beginning sound



kite




1



2



3



4

4. End sound




home




1



2



3



4


Morning Work - Thursday

Name _____

Date _____

For each question, indicate the correct answer. If you are able to print this paper you can circle the answer. If you are unable to print this paper you can write your answers on a separate paper.

1. Syllable



octopus

1

2

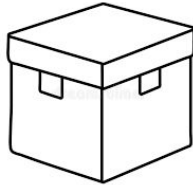
3

4

2. Rhyming




jet



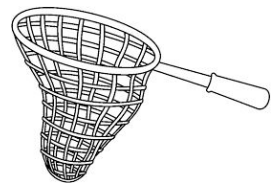
1



2



3




4


3. Beginning sound



pumpkin



1



2



3




4

4. End sound




elf



1



2



3



4


Morning Work - Friday

Name _____

Date _____

For each question, indicate the correct answer. If you are able to print this paper you can circle the answer. If you are unable to print this paper you can write your answers on a separate paper.

1. Syllable



monster

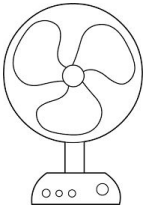
1

2

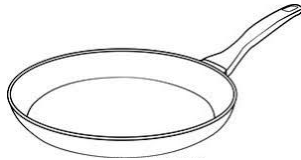
3

4

2. Rhyming




fan



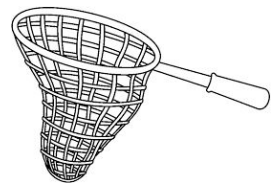
1



2



3




4


3. Beginning sound



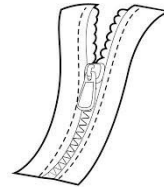
zebra



1



2



3




4


4. End sound



cake



1



2



3



4

1:45

$l \times w \times h$



1 ft 6 in

360°

Number of the Day!

Eg: # 17

17 is more than 12.


17 is less than 18.

17 is the same as 10 and 7.

17 is too many hats for my head.

17 is too few cookies.

17 is just enough friends.



_____ is more than _____

_____ is less than _____

_____ is the same as _____

_____ is too many _____

_____ is too few _____

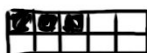
_____ is just enough _____

_____ people could _____


\$ _____ is just enough for _____

\$ _____ is not enough for _____

1:30 PM



Journal

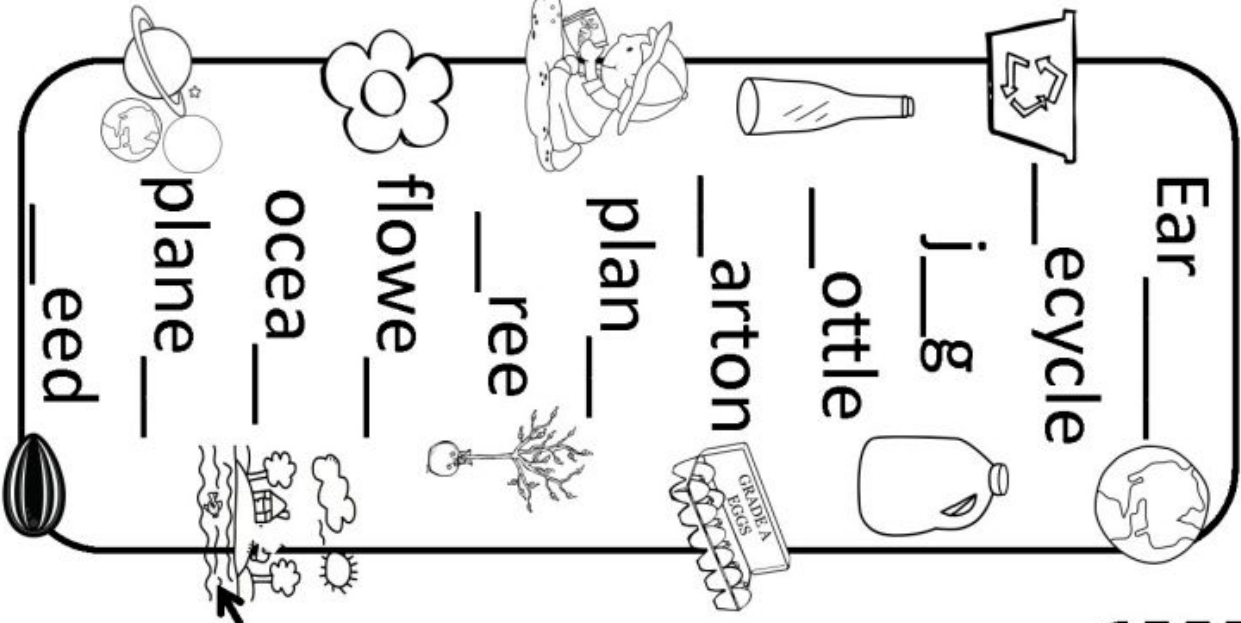


If I were a shape I would be a _____
because _____

Name: _____

Date: _____

Word Bank



Earth Day Fill-in & Find

Directions: look at the pictures & fill-in the first, vowel or end sound. Find each word in the puzzle.

f	c	a	r	t	o	n	r
l	p	e	o	j	u	g	e
o	l	a	c	t	p	s	c
w	a	r	e	r	l	e	y
e	n	t	a	e	a	e	c
r	e	h	n	e	n	d	l
t	t	b	o	t	t	l	e

Name _____

Hurting or Helping?



Large empty box for drawing or writing.

recycle



plant
new trees



pollute
the air



compost



too much
garbage



litter

I hurt the Earth

when I

I help the Earth

when I

Name _____

Directions: Sort the pictures by deciding if they can be **recycled** or is **waste** and goes in the trash.

I KNOW HOW TO RECYCLE



plastic water bottle



glass jar



wood/stick



paper bag



socks/clothes



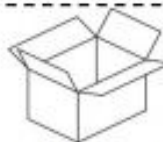
aluminum soda can



cooking pan



mirror



cardboard box




food

Meet the Shapes


circle




triangle




rectangle




square




rhombus




parallelogram




trapezoid




pentagon



hexagon



octagon




star



oval




Name _____



Practice **SHAPES**

Color the shapes and trace the shape's name.




circle




hexagon



triangle



rectangle



square



rhombus

Color by Sides

Count the sides of the shapes and color according to the key.

Sides




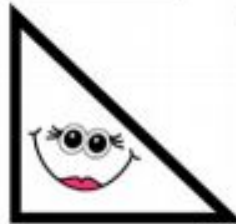
3 = Blue

4 = Orange

5 = Yellow

6 = Red

8 = Green



Earth Day Symmetry

