

Shape maze

Grab some sidewalk chalk and set up your shape maze by drawing a variety of shapes next to each other.

This outdoor shape activity takes a little effort to set up, but you'll be able to play with it for days (at least until it rains).

Adaptation:

You can turn this into an indoor activity by using masking tape to create shapes inside.



Extend the fun of this outdoor shape activity with a few variations:

*Go through the maze many times choosing a different shape each time. First step on squares, next step on triangles, and then step on circles.

*Instead of just walking a maze, challenge your child to jump on all of the squares or all of the circles.


*Adapt this for older kids, by adding more challenging shapes like octagons and hexagons or 3-D shapes like cones or cubes. You could also make a maze identifying the different types of triangles, like equilateral triangles and right triangles.

Shape Tap

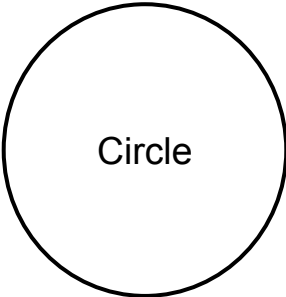

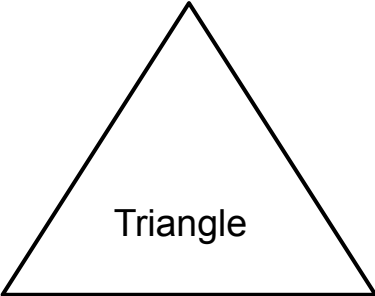

Shape tap is similar to a shape scavenger hunt. This activity is simple to play and can be completed inside or outside. One person calls out a shape. The people playing walks around and taps on all of the object that they see in that shape.




Shape Scavenger Hunt




Walk around looking for different shapes. This activity can be done inside or outside. Once you find an object that matches a shape, draw it in the box beside the shape.

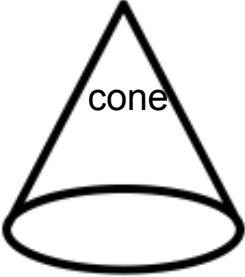
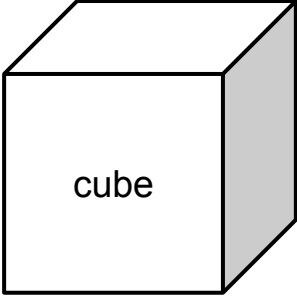
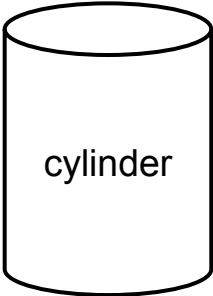
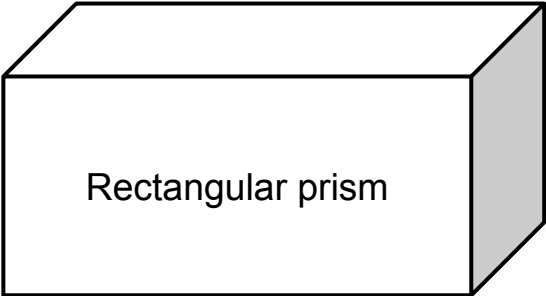
<i>Shape</i>	<i>My findings</i>
 <p data-bbox="373 787 479 829">Circle</p>	
 <p data-bbox="365 1144 487 1186">Square</p>	
 <p data-bbox="349 1575 487 1617">Triangle</p>	
 <p data-bbox="341 1869 511 1911">Rectangle</p>	



Shape Scavenger Hunt




Walk around looking for different shapes. This activity can be done inside or outside. Once you find an object that matches a shape, draw it in the box beside the shape.

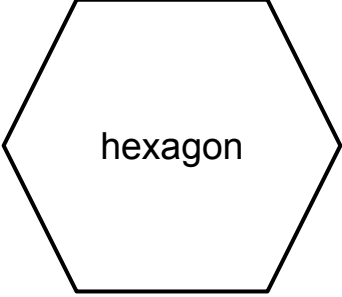
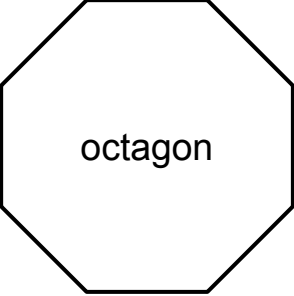
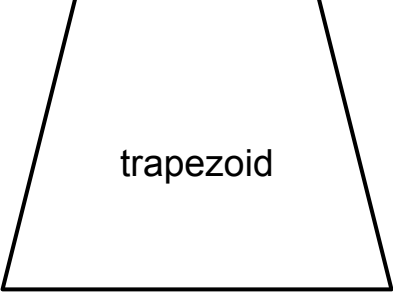

<i>Shape</i>	<i>My findings</i>
	
	
	
	



Shape Scavenger Hunt



Walk around looking for different shapes. This activity can be done inside or outside. Once you find an object that matches a shape, draw it in the box beside the shape.

<i>Shape</i>	<i>My findings</i>
	
	
	
	

what's

Fit activity for kids your name!

SPELL OUT YOUR FULL NAME AND COMPLETE THE ACTIVITY LISTED FOR EACH LETTER. FOR A GREATER CHALLENGE INCLUDE YOUR MIDDLE NAME & DO EACH ONE TWICE! FOR VARIETY YOU CAN USE A FAVORITE CHARACTER'S NAME OR A FAMILY MEMBER'S NAME.

- | | |
|---|--|
| A jump up & down 10 times | N pick up a ball without using your hands |
| B spin around in a circle 5 times | O walk backwards 50 steps and skip back |
| C hop on one foot 5 times | P walk sideways 20 steps and hop back |
| D run to the nearest door and run back | Q crawl like a crab for a count of 10 |
| E walk like a bear for a count of 5 | R walk like a bear for a count of 5 |
| F do 3 cartwheels | S bend down and touch your toes 20 times |
| G do 10 jumping jacks | T pretend to pedal a bike with your hands for a count of 17 |
| H hop like a frog 8 times | U roll a ball using only your head |
| I balance on your left foot for a count of 10 | V flap your arms like a bird 25 times |
| J balance on your right foot for a count of 10 | W pretend to ride a horse for a count of 15 |
| K march like a toy soldier for a count of 12 | X try and touch the clouds for a count of 15 |
| L pretend to jump rope for a count of 20 | Y walk on your knees for a count of 10 |
| M do 3 somersaults | Z do 10 push-ups |