

GARDEN STEAM

THE DIY WORMERY PROJECT

WHAT IS A WORMERY?

A **Wormery** is an easy, efficient system of converting ordinary kitchen food waste into liquid feed and rich organic compost through the natural action of worms. They are wonderful to have in your backyard to help with your garden.

For step by step instruction on how to create your own wormery go to:

<https://themadmommy.com/wormery/>



How To:

**BUILD YOUR OWN
DIY WORMERY**

THEMADMOMMY.COM

TO MAKE YOUR OWN WORMERY,

YOU WILL NEED:

- An empty jar (like a glass mason jar)
- 1/4 cup of gravel per jar
- dirt
- sand
- leaves and grass clippings
- 1 TBS of water
- and of course, WORMS!
Earth and *Gummy!*














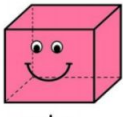

Shape Building STEAM

Using materials from around the house try and build 2D shapes. As you are building the shapes make a note of how many sides (edges) and how many corners (vertices) each shape has. To extend your learning try and make 3D objects. As you are building your shapes you can use the chart found in the homework package to record your findings.

Potential building materials:

- Popsicle sticks
- Marshmallows
- Pipe cleaners
- Jelly Beans
- Toothpicks
- Playdough
- Pretzels
- Grapes

Shapes

 triangular prism	 rhombus	 Rectangular prism	 star	 rectangle
 cone	 triangle	 Hexagon	 trapezoid	 cylinder
 square	 sphere	 pyramid	 cube	 circle

© 2016 Siliya Murphy, <http://www.teacherspayteachers.com/Store/Eye-Popping-Fun-Resources>

